

Catalog of STC and IIC Ratings for Wall and Floor/Ceiling Assemblies

Russell B. DuPree

Office of Noise Control, California Department of Health Services
Berkeley, California 94704

Introduction

This catalog of sound-rated wall and floor/ceiling assemblies was compiled from laboratory test reports submitted to the California Office of Noise Control by various manufacturers, trade associations and government agencies. It contains STC (Sound Transmission Class) or IIC (Impact Insulation Class) ratings for approximately 500 different construction assemblies. Each assembly has been assigned a unique reference number through an index system. Test summaries were reviewed by the submitting organizations and are produced here with their permission.

The catalog is intended to aid California Building Officials in determining compliance with the state's noise insulation standard for multifamily housing (Section 1092 of Title 25 of the California Administrative Code). It may be used to evaluate a given construction assembly or to compare assemblies of different types. Although the catalog contains data on many commonly used wall and floor/ceiling designs, other laboratory tests may be considered in evaluating an assembly for compliance with the standard. Architects, builders and other design professionals may also find the catalog useful in selecting assemblies which provide good noise insulation.

How to use the catalog

The catalog is divided into sections and subsections which indicate major differences in acoustic performance and construction type. Section headings are listed in the index along with the level and number of the sections. A hierarchy of section levels is produced by a series of numbers, each followed by a period. For example, second level section headings are indicated by two numbers followed by periods; third level section headings by three numbers followed by periods, and so forth. Similar techniques for section hierarchy are used in most basic

building codes.

The purpose of the indexing system is to enable the user to quickly find a group of construction assemblies having similar sound transmission characteristics. Most section headings were selected to group the assemblies according to the following acoustically important properties:

- mass
- structural continuity
- depth of air cavity
- cavity absorption

There are five section heading levels in the index. Each section level is indented from the preceding level and printed in a smaller type size. The number in parenthesis after fifth level section headings is the number of tests in that section. Many fifth level section headings show no tests at all, nevertheless they are listed in the index in order to maintain continuity and to allow for additions to the catalog at a future date. A given party wall or floor/ceiling assembly may be located in the catalog by selecting the appropriate headings from the index, starting with the first level and continuing through the fifth level.

The following example illustrates how to locate a given wall type in the index: Assume that the architect's drawings show a party wall similar to the one below. It is made up of 2x4 studs spaced 16"o.c. and staggered 8"o.c. on 2x6 plates. The wall faces are 1/2" gypsum board and the cavity is filled with a 3 1/2" thick porous insulating material.



In the index there is a group of wall assemblies similar to the one described above. To find that group, first look at all

section headings which contain only one number. There are two of them — " 1. Wall assemblies " and " 2. Floor assemblies ". This example is obviously a wall assembly, so all sections which begin with the number " 2. " can be disregarded.

The next step is to look for the appropriate second level section heading. From the index, the choices are:

- 1.1. Studless walls
- 1.2. Wood stud walls
- 1.3. Metal stud walls
- 1.4. Masonry walls

The correct choice here would be " 1.2. Wood stud walls ".

Under the section heading " 1.2. ", the choices for third level section headings are:

- 1.2.1. Single wood studs, no decoupling connectors
- 1.2.2. Single wood studs, with decoupling connectors
- 1.2.3. Staggered wood studs on single plates
- 1.2.4. Double wood studs on separate plates

Here the correct choice is " 1.2.3. Staggered wood studs on single plates ".

Now the choices for fourth level section headings are:

- 1.2.3.1. One leaf each face
- 1.2.3.2. Two leaves each face
- 1.2.3.3. Three leaves each face
- 1.2.3.4. More than three leaves each face
- 1.2.3.5. Unbalanced (dissimilar number of leaves each face)
- 1.2.3.6. Plaster faced

And the correct choice here is " 1.2.3.1. One leaf each face ".

For the fifth and final section heading level, choose among the following:

- 1.2.3.1.1. Leaf thickness < 1/4"
- 1.2.3.1.2. Leaf thickness 1/4"
- 1.2.3.1.3. Leaf thickness 3/8"
- 1.2.3.1.4. Leaf thickness 1/2"
- 1.2.3.1.5. Leaf thickness 5/8"
- 1.2.3.1.6. Leaf thickness 3/4"
- 1.2.3.1.7. Leaf thickness ≥ 1 "

Since the face leaves of this example are 1/2" thick, the correct choice is " 1.2.3.1.4. Leaf thickness 1/2".

Now the search for a comparable test report has been narrowed to a few assemblies which are listed in section 1.2.3.1.4. To find this section in the catalog, simply look at the right hand column under "Section Number" and follow the sequence of numbers until you come to 1.2.3.1.4. (on page 50). You will notice that there are eleven tests listed and that the fourth test in the group (1.2.3.1.4.4) matches the description in the example.

Each assembly in the catalog is drawn to a scale of one inch = one foot and presented beside a summary description of the assembly components. Other information given on each assembly includes the name of the laboratory which tested the assembly, the test number designated by the laboratory, the year, the number of frequencies tested (either 11 or 16) and the name of the organization which supplied the data for this catalog. The STC and IIC ratings are shown in bold face type in another column. The column with the three dots is for information which may be added at a future date. Occasionally information was not available and is so indicated by the letters "NA".

Laboratory and field tests

The single number ratings STC and IIC are determined in a special laboratory setting. This setting is designed so that all sound from the source room is transmitted to the receiving room only through the test assembly. The sound pressure levels in the source and receiving rooms are averaged over time and space in 16 different frequency bands. Then the measured levels, or differences in levels, are evaluated by rules which yield a single number rating called the Sound Transmission Class or the Impact Insulation Class. This rating can be compared with the results of other laboratory tests which use the same rating procedure. It is important to understand that the laboratory procedure is designed to measure only the sound transmitted by the test assembly.

In the field, however, tests are usually made to determine the amount of sound transmitted from one room to another *regardless of the sound path*. In a properly constructed building, most of the sound

energy will be transmitted by the separating assembly itself, but there are many opportunities for "flanking paths" or "sound leaks" to occur. Some of the common airborne sound transmission flanking paths in buildings are:

- plenums and suspended ceilings
- unbaffled ducts
- window to window (outdoors)
- common heating units
- transoms and air grilles
- unblocked joist spaces
- uncaulked wall perimeters
- ducts, piping and fixtures
- masonry joints

Since a great deal of acoustic energy is transmitted through small air gaps or rigid connectors, party walls and floor/ceilings must be carefully designed and built. It is not enough that the architect select a good sound insulating assembly; he must also specify properly all connections, seals, penetrations and adjacent framing of the assembly.

Significance of laboratory tests

Laboratory tests are made under carefully controlled conditions. There will, however, be differences in test results among laboratories for assemblies which are of similar design and materials. Even a laboratory performing a series of tests on one assembly will not get precisely the same results for each test. There are many reasons for this. Some of them relate to the physical configuration of the laboratories and the techniques for measuring sound pressure level. Others relate to subtle differences in materials and details of construction. It is not uncommon to find differences of one or two STC points for similarly designed assemblies due to the differences between laboratories and test specimens. Occasionally, however, there will be large differences (5 or 6 points) in laboratory STC ratings for essentially similar assemblies. This is usually because there is a pronounced dip in the test curve and the STC rating is heavily influenced by a measurement in one frequency band.

The standard requires a minimum laboratory STC rating of 50 for party walls and floor/ceilings. All too often this

becomes something of a "magic number". It is not quite reasonable to reject one company's test showing an STC of 49 and approve another's of a similar design which shows an STC of 50. Nevertheless, STC 50 is the minimum rating by state law. When discrepancies appear among laboratory STC ratings for essentially similar assemblies, and when the discrepancies are above and below STC 50, field testing may be required to assure that the building complies with the standard.

Field tests are useful in determining the amount of noise isolation between dwelling units in a particular project but they should *not* be used for certifying the general approval of a wall or floor/ceiling design. The Building Official should rely on laboratory tests during the plan review phase unless the project sponsor agrees to a field test of the completed building. The funds for field testing must then be in escrow before the building permit is issued.

Flanking paths and sound leaks do not influence laboratory tests, therefore these tests will not necessarily indicate the amount of noise isolation actually achieved in a completed building. Yet it is the isolation that the occupant is concerned with, not the insulation rating (STC) of the assembly. Field tests are, therefore, quite important in assuring that the minimum amount of acoustic privacy is achieved. Field tests may not be needed on every project, but the Building Official should require a field test whenever he notes that the structure has been compromised by flanking paths.

Index

1. Wall assemblies

1.1. Studless walls

1.1.1. One leaf

1.1.1.1. No air cavity

- 1.1.1.1.1. Leaf thickness <1/4" (2)
- 1.1.1.1.2. Leaf thickness 1/4" (0)
- 1.1.1.1.3. Leaf thickness 3/8" (1)
- 1.1.1.1.4. Leaf thickness 1/2" (1)
- 1.1.1.1.5. Leaf thickness 5/8" (1)
- 1.1.1.1.6. Leaf thickness 3/4" (0)
- 1.1.1.1.7. Leaf thickness 1-4" (0)
- 1.1.1.1.8. Leaf thickness 4-8" (2)
- 1.1.1.1.9. Leaf thickness >=8" (1)

1.1.2. Two leaves

1.1.2.1. No air cavity

- 1.1.2.1.1. Base leaf thickness <1/4" (0)
- 1.1.2.1.2. Base leaf thickness 1/4" (0)
- 1.1.2.1.3. Base leaf thickness 3/8" (0)
- 1.1.2.1.4. Base leaf thickness 1/2" (4)
- 1.1.2.1.5. Base leaf thickness 5/8" (0)
- 1.1.2.1.6. Base leaf thickness 3/4" (0)
- 1.1.2.1.7. Base leaf thickness >=1" (0)

1.1.2.2. 0-2" air cavity

- 1.1.2.2.1. Base leaf thickness <1/4" (0)
- 1.1.2.2.2. Base leaf thickness 1/4" (0)
- 1.1.2.2.3. Base leaf thickness 3/8" (0)
- 1.1.2.2.4. Base leaf thickness 1/2" (1)
- 1.1.2.2.5. Base leaf thickness 5/8" (1)
- 1.1.2.2.6. Base leaf thickness 3/4" (0)
- 1.1.2.2.7. Base leaf thickness >=1" (2)

1.1.2.3. 2-4" air cavity

- 1.1.2.3.1. Base leaf thickness <1/4" (0)
- 1.1.2.3.2. Base leaf thickness 1/4" (0)
- 1.1.2.3.3. Base leaf thickness 3/8" (0)
- 1.1.2.3.4. Base leaf thickness 1/2" (5)

- 1.1.2.3.5. Base leaf thickness 5/8" (2)
- 1.1.2.3.6. Base leaf thickness 3/4" (0)
- 1.1.2.3.7. Base leaf thickness >=1" (1)

1.1.2.4. 4-6" air cavity

- 1.1.2.4.1. Base leaf thickness <1/4" (1)
- 1.1.2.4.2. Base leaf thickness 1/4" (0)
- 1.1.2.4.3. Base leaf thickness 3/8" (0)
- 1.1.2.4.4. Base leaf thickness 1/2" (0)
- 1.1.2.4.5. Base leaf thickness 5/8" (0)
- 1.1.2.4.6. Base leaf thickness 3/4" (0)
- 1.1.2.4.7. Base leaf thickness >=1" (0)

1.1.2.5. 6-8" air cavity

- 1.1.2.5.1. Base leaf thickness <1/4" (0)
- 1.1.2.5.2. Base leaf thickness 1/4" (0)
- 1.1.2.5.3. Base leaf thickness 3/8" (0)
- 1.1.2.5.4. Base leaf thickness 1/2" (0)
- 1.1.2.5.5. Base leaf thickness 5/8" (0)
- 1.1.2.5.6. Base leaf thickness 3/4" (0)
- 1.1.2.5.7. Base leaf thickness >=1" (0)

1.1.2.6. > 8" air cavity

- 1.1.2.6.1. Base leaf thickness <1/4" (0)
- 1.1.2.6.2. Base leaf thickness 1/4" (0)
- 1.1.2.6.3. Base leaf thickness 3/8" (0)
- 1.1.2.6.4. Base leaf thickness 1/2" (0)
- 1.1.2.6.5. Base leaf thickness 5/8" (0)
- 1.1.2.6.6. Base leaf thickness 3/4" (0)
- 1.1.2.6.7. Base leaf thickness >=1" (0)

1.1.3. Three leaves

1.1.3.1. No air cavity

- 1.1.3.1.1. Base leaf thickness <1/4" (0)
- 1.1.3.1.2. Base leaf thickness 1/4" (0)
- 1.1.3.1.3. Base leaf thickness 3/8" (0)
- 1.1.3.1.4. Base leaf thickness 1/2" (0)
- 1.1.3.1.5. Base leaf thickness 5/8" (0)
- 1.1.3.1.6. Base leaf thickness 3/4" (0)
- 1.1.3.1.7. Base leaf thickness >=1" (2)

Use larger base leaf dimension if base leaves are not similar thickness.

1.1.3.2. 0-2" air cavity

- 1.1.3.2.1. Base leaf thickness <1/4" (0)
- 1.1.3.2.2. Base leaf thickness 1/4" (0)
- 1.1.3.2.3. Base leaf thickness 3/8" (0)
- 1.1.3.2.4. Base leaf thickness 1/2" (1)
- 1.1.3.2.5. Base leaf thickness 5/8" (0)
- 1.1.3.2.6. Base leaf thickness 3/4" (0)
- 1.1.3.2.7. Base leaf thickness >=1" (0)

1.1.3.3. 2-4" air cavity

- 1.1.3.3.1. Base leaf thickness <1/4" (0)
- 1.1.3.3.2. Base leaf thickness 1/4" (0)
- 1.1.3.3.3. Base leaf thickness 3/8" (0)
- 1.1.3.3.4. Base leaf thickness 1/2" (3)
- 1.1.3.3.5. Base leaf thickness 5/8" (0)
- 1.1.3.3.6. Base leaf thickness 3/4" (0)
- 1.1.3.3.7. Base leaf thickness >=1" (0)

1.1.3.4. 4-6" air cavity

- 1.1.3.4.1. Base leaf thickness <1/4" (0)
- 1.1.3.4.2. Base leaf thickness 1/4" (0)
- 1.1.3.4.3. Base leaf thickness 3/8" (0)
- 1.1.3.4.4. Base leaf thickness 1/2" (0)
- 1.1.3.4.5. Base leaf thickness 5/8" (0)
- 1.1.3.4.6. Base leaf thickness 3/4" (0)
- 1.1.3.4.7. Base leaf thickness >=1" (0)

1.1.3.5. 6-8" air cavity

- 1.1.3.5.1. Base leaf thickness <1/4" (0)
- 1.1.3.5.2. Base leaf thickness 1/4" (0)
- 1.1.3.5.3. Base leaf thickness 3/8" (0)
- 1.1.3.5.4. Base leaf thickness 1/2" (2)
- 1.1.3.5.5. Base leaf thickness 5/8" (0)
- 1.1.3.5.6. Base leaf thickness 3/4" (0)
- 1.1.3.5.7. Base leaf thickness >=1" (0)

1.1.3.6. > 8" air cavity

- 1.1.3.6.1. Base leaf thickness <1/4" (0)
- 1.1.3.6.2. Base leaf thickness 1/4" (0)
- 1.1.3.6.3. Base leaf thickness 3/8" (0)
- 1.1.3.6.4. Base leaf thickness 1/2" (0)
- 1.1.3.6.5. Base leaf thickness 5/8" (0)
- 1.1.3.6.6. Base leaf thickness 3/4" (0)
- 1.1.3.6.7. Base leaf thickness >=1" (0)

1.1.4. More than three leaves

1.1.4.1. No air cavity

- 1.1.4.1.1. Base leaf thickness <1/4" (0)
- 1.1.4.1.2. Base leaf thickness 1/4" (0)
- 1.1.4.1.3. Base leaf thickness 3/8" (0)
- 1.1.4.1.4. Base leaf thickness 1/2" (0)
- 1.1.4.1.5. Base leaf thickness 5/8" (1)
- 1.1.4.1.6. Base leaf thickness 3/4" (0)
- 1.1.4.1.7. Base leaf thickness >=1" (1)

1.1.4.2. 0-2" air cavity

- 1.1.4.2.1. Base leaf thickness <1/4" (0)
- 1.1.4.2.2. Base leaf thickness 1/4" (0)
- 1.1.4.2.3. Base leaf thickness 3/8" (0)
- 1.1.4.2.4. Base leaf thickness 1/2" (1)
- 1.1.4.2.5. Base leaf thickness 5/8" (3)
- 1.1.4.2.6. Base leaf thickness 3/4" (0)
- 1.1.4.2.7. Base leaf thickness >=1" (1)

1.1.4.3. 2-4" air cavity

- 1.1.4.3.1. Base leaf thickness <1/4" (0)
- 1.1.4.3.2. Base leaf thickness 1/4" (0)
- 1.1.4.3.3. Base leaf thickness 3/8" (0)
- 1.1.4.3.4. Base leaf thickness 1/2" (0)
- 1.1.4.3.5. Base leaf thickness 5/8" (1)
- 1.1.4.3.6. Base leaf thickness 3/4" (0)
- 1.1.4.3.7. Base leaf thickness >=1" (1)

1.1.4.4. 4-6" air cavity

- 1.1.4.4.1. Base leaf thickness <1/4" (0)
- 1.1.4.4.2. Base leaf thickness 1/4" (0)
- 1.1.4.4.3. Base leaf thickness 3/8" (0)
- 1.1.4.4.4. Base leaf thickness 1/2" (0)
- 1.1.4.4.5. Base leaf thickness 5/8" (0)
- 1.1.4.4.6. Base leaf thickness 3/4" (0)
- 1.1.4.4.7. Base leaf thickness >=1" (0)

1.1.4.5. 6-8" air cavity

- 1.1.4.5.1. Base leaf thickness <1/4" (0)
- 1.1.4.5.2. Base leaf thickness 1/4" (0)
- 1.1.4.5.3. Base leaf thickness 3/8" (0)
- 1.1.4.5.4. Base leaf thickness 1/2" (0)
- 1.1.4.5.5. Base leaf thickness 5/8" (0)
- 1.1.4.5.6. Base leaf thickness 3/4" (0)
- 1.1.4.5.7. Base leaf thickness >=1" (0)

1.1.4.6. > 8" air cavity

- 1.1.4.6.1. Base leaf thickness <1/4" (0)

Use larger base leaf dimension if base leaves are not similar thickness.

- 1.1.4.6.2. Base leaf thickness 1/4" ----- (0)
- 1.1.4.6.3. Base leaf thickness 3/8" ----- (0)
- 1.1.4.6.4. Base leaf thickness 1/2" ----- (0)
- 1.1.4.6.5. Base leaf thickness 5/8" ----- (0)
- 1.1.4.6.6. Base leaf thickness 3/4" ----- (0)
- 1.1.4.6.7. Base leaf thickness >=1" ----- (0)

- 1.2.1.5.1. Base leaf thickness <1/4" ----- (0)
- 1.2.1.5.2. Base leaf thickness 1/4" ----- (0)
- 1.2.1.5.3. Base leaf thickness 3/8" ----- (0)
- 1.2.1.5.4. Base leaf thickness 1/2" ----- (6)
- 1.2.1.5.5. Base leaf thickness 5/8" ----- (5)
- 1.2.1.5.6. Base leaf thickness 3/4" ----- (0)
- 1.2.1.5.7. Base leaf thickness >=1" ----- (0)

1.2. Wood stud walls

1.2.1. Single wood studs, no decoupling connectors

1.2.1.1. One leaf each face

- 1.2.1.1.1. Leaf thickness <1/4" ----- (0)
- 1.2.1.1.2. Leaf thickness 1/4" ----- (0)
- 1.2.1.1.3. Leaf thickness 3/8" ----- (2)
- 1.2.1.1.4. Leaf thickness 1/2" ----- (9)
- 1.2.1.1.5. Leaf thickness 5/8" ----- (12)
- 1.2.1.1.6. Leaf thickness 3/4" ----- (0)
- 1.2.1.1.7. Leaf thickness >=1" ----- (0)

1.2.1.2. Two leaves each face

- 1.2.1.2.1. Base leaf thickness <1/4" ----- (0)
- 1.2.1.2.2. Base leaf thickness 1/4" ----- (2)
- 1.2.1.2.3. Base leaf thickness 3/8" ----- (6)
- 1.2.1.2.4. Base leaf thickness 1/2" ----- (17)
- 1.2.1.2.5. Base leaf thickness 5/8" ----- (3)
- 1.2.1.2.6. Base leaf thickness 3/4" ----- (0)
- 1.2.1.2.7. Base leaf thickness >=1" ----- (0)

1.2.1.3. Three leaves each face

- 1.2.1.3.1. Base leaf thickness <1/4" ----- (0)
- 1.2.1.3.2. Base leaf thickness 1/4" ----- (0)
- 1.2.1.3.3. Base leaf thickness 3/8" ----- (0)
- 1.2.1.3.4. Base leaf thickness 1/2" ----- (1)
- 1.2.1.3.5. Base leaf thickness 5/8" ----- (0)
- 1.2.1.3.6. Base leaf thickness 3/4" ----- (0)
- 1.2.1.3.7. Base leaf thickness >=1" ----- (0)

1.2.1.4. More than three leaves each face

- 1.2.1.4.1. Base leaf thickness <1/4" ----- (0)
- 1.2.1.4.2. Base leaf thickness 1/4" ----- (0)
- 1.2.1.4.3. Base leaf thickness 3/8" ----- (0)
- 1.2.1.4.4. Base leaf thickness 1/2" ----- (0)
- 1.2.1.4.5. Base leaf thickness 5/8" ----- (0)
- 1.2.1.4.6. Base leaf thickness 3/4" ----- (0)
- 1.2.1.4.7. Base leaf thickness >=1" ----- (0)

1.2.1.5. Unbalanced (dissimilar number of leaves on each side of wall)

1.2.1.6. Plaster faced

- 1.2.1.6.1. On gypsum lath or veneer base --- (0)
- 1.2.1.6.2. On wire or expanded metal lath -- (0)

1.2.2. Single wood studs with decoupling connectors (one or more leaves not attached directly to studs)

1.2.2.1. One leaf each face

- 1.2.2.1.1. Leaf thickness <1/4" ----- (0)
- 1.2.2.1.2. Leaf thickness 1/4" ----- (0)
- 1.2.2.1.3. Leaf thickness 3/8" ----- (0)
- 1.2.2.1.4. Leaf thickness 1/2" ----- (2)
- 1.2.2.1.5. Leaf thickness 5/8" ----- (11)
- 1.2.2.1.6. Leaf thickness 3/4" ----- (0)
- 1.2.2.1.7. Leaf thickness >=1" ----- (0)

1.2.2.2. Two leaves each face

- 1.2.2.2.1. Base leaf thickness <1/4" ----- (0)
- 1.2.2.2.2. Base leaf thickness 1/4" ----- (0)
- 1.2.2.2.3. Base leaf thickness 3/8" ----- (1)
- 1.2.2.2.4. Base leaf thickness 1/2" ----- (2)
- 1.2.2.2.5. Base leaf thickness 5/8" ----- (0)
- 1.2.2.2.6. Base leaf thickness 3/4" ----- (0)
- 1.2.2.2.7. Base leaf thickness >=1" ----- (0)

1.2.2.3. Three leaves each face

- 1.2.2.3.1. Base leaf thickness <1/4" ----- (0)
- 1.2.2.3.2. Base leaf thickness 1/4" ----- (0)
- 1.2.2.3.3. Base leaf thickness 3/8" ----- (0)
- 1.2.2.3.4. Base leaf thickness 1/2" ----- (0)
- 1.2.2.3.5. Base leaf thickness 5/8" ----- (0)
- 1.2.2.3.6. Base leaf thickness 3/4" ----- (0)
- 1.2.2.3.7. Base leaf thickness >=1" ----- (0)

1.2.2.4. More than three leaves each face

- 1.2.2.4.1. Base leaf thickness <1/4" ----- (0)
- 1.2.2.4.2. Base leaf thickness 1/4" ----- (0)
- 1.2.2.4.3. Base leaf thickness 3/8" ----- (0)

Use larger base leaf dimension if base leaves are not similar thickness.

- 1.2.2.4.4. Base leaf thickness 1/2" (0)
- 1.2.2.4.5. Base leaf thickness 5/8" (0)
- 1.2.2.4.6. Base leaf thickness 3/4" (0)
- 1.2.2.4.7. Base leaf thickness >=1" (0)
- 1.2.2.5. Unbalanced (dissimilar number of leaves on each side of wall)
 - 1.2.2.5.1. Base leaf thickness <1/4" (0)
 - 1.2.2.5.2. Base leaf thickness 1/4" (0)
 - 1.2.2.5.3. Base leaf thickness 3/8" (0)
 - 1.2.2.5.4. Base leaf thickness 1/2" (5)
 - 1.2.2.5.5. Base leaf thickness 5/8" (4)
 - 1.2.2.5.6. Base leaf thickness 3/4" (0)
 - 1.2.2.5.7. Base leaf thickness >=1" (0)
- 1.2.2.6. Plaster faced
 - 1.2.2.6.1. On gypsum lath or veneer base --- (1)
 - 1.2.2.6.2. On wire or expanded metal lath -- (0)

1.2.3. Staggered wood studs on single plates

- 1.2.3.1. One leaf each face
 - 1.2.3.1.1. Leaf thickness <1/4" (0)
 - 1.2.3.1.2. Leaf thickness 1/4" (1)
 - 1.2.3.1.3. Leaf thickness 3/8" (0)
 - 1.2.3.1.4. Leaf thickness 1/2" (11)
 - 1.2.3.1.5. Leaf thickness 5/8" (10)
 - 1.2.3.1.6. Leaf thickness 3/4" (0)
 - 1.2.3.1.7. Leaf thickness >=1" (0)
- 1.2.3.2. Two leaves each face
 - 1.2.3.2.1. Base leaf thickness <1/4" (0)
 - 1.2.3.2.2. Base leaf thickness 1/4" (2)
 - 1.2.3.2.3. Base leaf thickness 3/8" (7)
 - 1.2.3.2.4. Base leaf thickness 1/2" (12)
 - 1.2.3.2.5. Base leaf thickness 5/8" (5)
 - 1.2.3.2.6. Base leaf thickness 3/4" (0)
 - 1.2.3.2.7. Base leaf thickness >=1" (6)
- 1.2.3.3. Three leaves each face
 - 1.2.3.3.1. Base leaf thickness <1/4" (0)
 - 1.2.3.3.2. Base leaf thickness 1/4" (0)
 - 1.2.3.3.3. Base leaf thickness 3/8" (0)
 - 1.2.3.3.4. Base leaf thickness 1/2" (0)
 - 1.2.3.3.5. Base leaf thickness 5/8" (0)
 - 1.2.3.3.6. Base leaf thickness 3/4" (0)
 - 1.2.3.3.7. Base leaf thickness >=1" (0)

1.2.3.4. More than three leaves each face

- 1.2.3.4.1. Base leaf thickness <1/4" (0)
- 1.2.3.4.2. Base leaf thickness 1/4" (0)
- 1.2.3.4.3. Base leaf thickness 3/8" (0)
- 1.2.3.4.4. Base leaf thickness 1/2" (0)
- 1.2.3.4.5. Base leaf thickness 5/8" (0)
- 1.2.3.4.6. Base leaf thickness 3/4" (0)
- 1.2.3.4.7. Base leaf thickness >=1" (0)
- 1.2.3.5. Unbalanced (dissimilar number of leaves on each side of wall)
 - 1.2.3.5.1. Base leaf thickness <1/4" (0)
 - 1.2.3.5.2. Base leaf thickness 1/4" (0)
 - 1.2.3.5.3. Base leaf thickness 3/8" (0)
 - 1.2.3.5.4. Base leaf thickness 1/2" (3)
 - 1.2.3.5.5. Base leaf thickness 5/8" (1)
 - 1.2.3.5.6. Base leaf thickness 3/4" (0)
 - 1.2.3.5.7. Base leaf thickness >=1" (0)

1.2.3.6. Plaster faced

- 1.2.3.6.1. On gypsum lath or veneer base --- (0)
- 1.2.3.6.2. On wire or expanded metal lath -- (0)

1.2.4. Double wood studs on separate plates

- 1.2.4.1. One leaf each face
 - 1.2.4.1.1. Leaf thickness <1/4" (0)
 - 1.2.4.1.2. Leaf thickness 1/4" (0)
 - 1.2.4.1.3. Leaf thickness 3/8" (1)
 - 1.2.4.1.4. Leaf thickness 1/2" (7)
 - 1.2.4.1.5. Leaf thickness 5/8" (20)
 - 1.2.4.1.6. Leaf thickness 3/4" (0)
 - 1.2.4.1.7. Leaf thickness >=1" (0)
- 1.2.4.2. Two leaves each face
 - 1.2.4.2.1. Base leaf thickness <1/4" (0)
 - 1.2.4.2.2. Base leaf thickness 1/4" (1)
 - 1.2.4.2.3. Base leaf thickness 3/8" (0)
 - 1.2.4.2.4. Base leaf thickness 1/2" (9)
 - 1.2.4.2.5. Base leaf thickness 5/8" (7)
 - 1.2.4.2.6. Base leaf thickness 3/4" (0)
 - 1.2.4.2.7. Base leaf thickness >=1" (0)
- 1.2.4.3. Three leaves each face
 - 1.2.4.3.1. Base leaf thickness <1/4" (0)
 - 1.2.4.3.2. Base leaf thickness 1/4" (0)
 - 1.2.4.3.3. Base leaf thickness 3/8" (0)

Use larger base leaf dimension if base leaves are not similar thickness.

- 1.2.4.3.4. Base leaf thickness 1/2" ----- (0)
- 1.2.4.3.5. Base leaf thickness 5/8" ----- (0)
- 1.2.4.3.6. Base leaf thickness 3/4" ----- (0)
- 1.2.4.3.7. Base leaf thickness >=1" ----- (0)
- 1.2.4.4. More than three leaves each face
 - 1.2.4.4.1. Base leaf thickness <1/4" ----- (0)
 - 1.2.4.4.2. Base leaf thickness 1/4" ----- (0)
 - 1.2.4.4.3. Base leaf thickness 3/8" ----- (0)
 - 1.2.4.4.4. Base leaf thickness 1/2" ----- (0)
 - 1.2.4.4.5. Base leaf thickness 5/8" ----- (0)
 - 1.2.4.4.6. Base leaf thickness 3/4" ----- (0)
 - 1.2.4.4.7. Base leaf thickness >=1" ----- (0)
- 1.2.4.5. Unbalanced (dissimilar number of leaves on each side of wall)
 - 1.2.4.5.1. Base leaf thickness <1/4" ----- (0)
 - 1.2.4.5.2. Base leaf thickness 1/4" ----- (0)
 - 1.2.4.5.3. Base leaf thickness 3/8" ----- (0)
 - 1.2.4.5.4. Base leaf thickness 1/2" ----- (0)
 - 1.2.4.5.5. Base leaf thickness 5/8" ----- (4)
 - 1.2.4.5.6. Base leaf thickness 3/4" ----- (4)
 - 1.2.4.5.7. Base leaf thickness >=1" ----- (0)
- 1.2.4.6. Plaster faced
 - 1.2.4.6.1. On gypsum lath or veneer base --- (0)
 - 1.2.4.6.2. On wire or expanded metal lath -- (0)

1.3. Metal stud walls

1.3.1. 1 5/8" metal studs

- 1.3.1.1. One leaf each face
 - 1.3.1.1.1. Leaf thickness <1/4" ----- (0)
 - 1.3.1.1.2. Leaf thickness 1/4" ----- (0)
 - 1.3.1.1.3. Leaf thickness 3/8" ----- (0)
 - 1.3.1.1.4. Leaf thickness 1/2" ----- (6)
 - 1.3.1.1.5. Leaf thickness 5/8" ----- (4)
 - 1.3.1.1.6. Leaf thickness 3/4" ----- (0)
 - 1.3.1.1.7. Leaf thickness >=1" ----- (0)
- 1.3.1.2. Two leaves each face
 - 1.3.1.2.1. Base leaf thickness <1/4" ----- (0)
 - 1.3.1.2.2. Base leaf thickness 1/4" ----- (1)
 - 1.3.1.2.3. Base leaf thickness 3/8" ----- (4)
 - 1.3.1.2.4. Base leaf thickness 1/2" ----- (5)
 - 1.3.1.2.5. Base leaf thickness 5/8" ----- (4)
 - 1.3.1.2.6. Base leaf thickness 3/4" ----- (0)
 - 1.3.1.2.7. Base leaf thickness >=1" ----- (0)

1.3.1.3. Three leaves each face

- 1.3.1.3.1. Base leaf thickness <1/4" ----- (0)
- 1.3.1.3.2. Base leaf thickness 1/4" ----- (0)
- 1.3.1.3.3. Base leaf thickness 3/8" ----- (0)
- 1.3.1.3.4. Base leaf thickness 1/2" ----- (0)
- 1.3.1.3.5. Base leaf thickness 5/8" ----- (0)
- 1.3.1.3.6. Base leaf thickness 3/4" ----- (0)
- 1.3.1.3.7. Base leaf thickness >=1" ----- (0)
- 1.3.1.4. More than three leaves each face
 - 1.3.1.4.1. Base leaf thickness <1/4" ----- (0)
 - 1.3.1.4.2. Base leaf thickness 1/4" ----- (0)
 - 1.3.1.4.3. Base leaf thickness 3/8" ----- (0)
 - 1.3.1.4.4. Base leaf thickness 1/2" ----- (0)
 - 1.3.1.4.5. Base leaf thickness 5/8" ----- (0)
 - 1.3.1.4.6. Base leaf thickness 3/4" ----- (0)
 - 1.3.1.4.7. Base leaf thickness >=1" ----- (0)

1.3.1.5. Unbalanced (dissimilar number of leaves on each side of wall)

- 1.3.1.5.1. Base leaf thickness <1/4" ----- (0)
- 1.3.1.5.2. Base leaf thickness 1/4" ----- (0)
- 1.3.1.5.3. Base leaf thickness 3/8" ----- (0)
- 1.3.1.5.4. Base leaf thickness 1/2" ----- (1)
- 1.3.1.5.5. Base leaf thickness 5/8" ----- (1)
- 1.3.1.5.6. Base leaf thickness 3/4" ----- (0)
- 1.3.1.5.7. Base leaf thickness >=1" ----- (0)

1.3.1.6. Plaster faced

- 1.3.1.6.1. On gypsum lath or veneer base --- (0)
- 1.3.1.6.2. On wire or expanded metal lath -- (1)

1.3.2. 2 1/2" metal studs

- 1.3.2.1. One leaf each face
 - 1.3.2.1.1. Leaf thickness <1/4" ----- (0)
 - 1.3.2.1.2. Leaf thickness 1/4" ----- (0)
 - 1.3.2.1.3. Leaf thickness 3/8" ----- (0)
 - 1.3.2.1.4. Leaf thickness 1/2" ----- (6)
 - 1.3.2.1.5. Leaf thickness 5/8" ----- (9)
 - 1.3.2.1.6. Leaf thickness 3/4" ----- (0)
 - 1.3.2.1.7. Leaf thickness >=1" ----- (0)
- 1.3.2.2. Two leaves each face
 - 1.3.2.2.1. Base leaf thickness <1/4" ----- (0)
 - 1.3.2.2.2. Base leaf thickness 1/4" ----- (2)

Use larger base leaf dimension if base leaves are not similar thickness.

- 1.3.2.2.3. Base leaf thickness 3/8" (4)
- 1.3.2.2.4. Base leaf thickness 1/2" (11)
- 1.3.2.2.5. Base leaf thickness 5/8" (2)
- 1.3.2.2.6. Base leaf thickness 3/4" (0)
- 1.3.2.2.7. Base leaf thickness >=1" (1)
- 1.3.2.3. Three leaves each face**
 - 1.3.2.3.1. Base leaf thickness <1/4" (0)
 - 1.3.2.3.2. Base leaf thickness 1/4" (0)
 - 1.3.2.3.3. Base leaf thickness 3/8" (0)
 - 1.3.2.3.4. Base leaf thickness 1/2" (0)
 - 1.3.2.3.5. Base leaf thickness 5/8" (0)
 - 1.3.2.3.6. Base leaf thickness 3/4" (0)
 - 1.3.2.3.7. Base leaf thickness >=1" (0)
- 1.3.2.4. More than three leaves each face**
 - 1.3.2.4.1. Base leaf thickness <1/4" (0)
 - 1.3.2.4.2. Base leaf thickness 1/4" (0)
 - 1.3.2.4.3. Base leaf thickness 3/8" (0)
 - 1.3.2.4.4. Base leaf thickness 1/2" (0)
 - 1.3.2.4.5. Base leaf thickness 5/8" (0)
 - 1.3.2.4.6. Base leaf thickness 3/4" (0)
 - 1.3.2.4.7. Base leaf thickness >=1" (0)
- 1.3.2.5. Unbalanced (dissimilar number of leaves on each side of wall)**
 - 1.3.2.5.1. Base leaf thickness <1/4" (0)
 - 1.3.2.5.2. Base leaf thickness 1/4" (0)
 - 1.3.2.5.3. Base leaf thickness 3/8" (0)
 - 1.3.2.5.4. Base leaf thickness 1/2" (5)
 - 1.3.2.5.5. Base leaf thickness 5/8" (2)
 - 1.3.2.5.6. Base leaf thickness 3/4" (0)
 - 1.3.2.5.7. Base leaf thickness >=1" (3)
- 1.3.2.6. Plaster faced**
 - 1.3.2.6.1. On gypsum lath or veneer base --- (5)
 - 1.3.2.6.2. On wire or expanded metal lath -- (1)
- 1.3.3. 3 5/8" metal studs**
 - 1.3.3.1. One leaf each face**
 - 1.3.3.1.1. Leaf thickness <1/4" (0)
 - 1.3.3.1.2. Leaf thickness 1/4" (0)
 - 1.3.3.1.3. Leaf thickness 3/8" (0)
 - 1.3.3.1.4. Leaf thickness 1/2" (7)
 - 1.3.3.1.5. Leaf thickness 5/8" (10)
 - 1.3.3.1.6. Leaf thickness 3/4" (0)
 - 1.3.3.1.7. Leaf thickness >=1" (0)

- 1.3.3.2. Two leaves each face**
 - 1.3.3.2.1. Base leaf thickness <1/4" (0)
 - 1.3.3.2.2. Base leaf thickness 1/4" (0)
 - 1.3.3.2.3. Base leaf thickness 3/8" (4)
 - 1.3.3.2.4. Base leaf thickness 1/2" (6)
 - 1.3.3.2.5. Base leaf thickness 5/8" (2)
 - 1.3.3.2.6. Base leaf thickness 3/4" (0)
 - 1.3.3.2.7. Base leaf thickness >=1" (0)
- 1.3.3.3. Three leaves each face**
 - 1.3.3.3.1. Base leaf thickness <1/4" (0)
 - 1.3.3.3.2. Base leaf thickness 1/4" (0)
 - 1.3.3.3.3. Base leaf thickness 3/8" (0)
 - 1.3.3.3.4. Base leaf thickness 1/2" (0)
 - 1.3.3.3.5. Base leaf thickness 5/8" (6)
 - 1.3.3.3.6. Base leaf thickness 3/4" (0)
 - 1.3.3.3.7. Base leaf thickness >=1" (0)
- 1.3.3.4. More than three leaves each face**
 - 1.3.3.4.1. Base leaf thickness <1/4" (0)
 - 1.3.3.4.2. Base leaf thickness 1/4" (0)
 - 1.3.3.4.3. Base leaf thickness 3/8" (0)
 - 1.3.3.4.4. Base leaf thickness 1/2" (0)
 - 1.3.3.4.5. Base leaf thickness 5/8" (0)
 - 1.3.3.4.6. Base leaf thickness 3/4" (0)
 - 1.3.3.4.7. Base leaf thickness >=1" (0)
- 1.3.3.5. Unbalanced (dissimilar number of leaves on each side of wall)**
 - 1.3.3.5.1. Base leaf thickness <1/4" (0)
 - 1.3.3.5.2. Base leaf thickness 1/4" (0)
 - 1.3.3.5.3. Base leaf thickness 3/8" (0)
 - 1.3.3.5.4. Base leaf thickness 1/2" (8)
 - 1.3.3.5.5. Base leaf thickness 5/8" (8)
 - 1.3.3.5.6. Base leaf thickness 3/4" (0)
 - 1.3.3.5.7. Base leaf thickness >=1" (0)
- 1.3.3.6. Plaster faced**
 - 1.3.3.6.1. On gypsum lath or veneer base --- (0)
 - 1.3.3.6.2. On wire or expanded metal lath -- (0)

Use larger base leaf dimension if base leaves are not similar thickness.

1.4. Masonry walls

1.4.1. Brick (common, glazed, face, fire, and "SCR" modular)

- 1.4.1.1. Nominal thickness < 4"
 - 1.4.1.1.1. Face finish material, none (0)
 - 1.4.1.1.2. Face finish material, paint on masonry -- (0)
 - 1.4.1.1.3. Face finish material, wood (0)
 - 1.4.1.1.4. Face finish material, gypsum board (0)
 - 1.4.1.1.5. Face finish material, plaster (0)

- 1.4.1.2. Nominal thickness 4-8"
 - 1.4.1.2.1. Face finish material, none (2)
 - 1.4.1.2.2. Face finish material, paint on masonry -- (0)
 - 1.4.1.2.3. Face finish material, wood (0)
 - 1.4.1.2.4. Face finish material, gypsum board (1)
 - 1.4.1.2.5. Face finish material, plaster (2)

- 1.4.1.3. Nominal thickness >=8"
 - 1.4.1.3.1. Face finish material, none (3)
 - 1.4.1.3.2. Face finish material, paint on masonry -- (0)
 - 1.4.1.3.3. Face finish material, wood (0)
 - 1.4.1.3.4. Face finish material, gypsum board (1)
 - 1.4.1.3.5. Face finish material, plaster (0)

1.4.2. Concrete masonry units

- 1.4.2.1. Nominal thickness < 4"
 - 1.4.2.1.1. Face finish material, none (0)
 - 1.4.2.1.2. Face finish material, paint on masonry -- (0)
 - 1.4.2.1.3. Face finish material, wood (0)
 - 1.4.2.1.4. Face finish material, gypsum board (0)
 - 1.4.2.1.5. Face finish material, plaster (0)

- 1.4.2.2. Nominal thickness 4-8"
 - 1.4.2.2.1. Face finish material, none (3)
 - 1.4.2.2.2. Face finish material, paint on masonry -- (2)
 - 1.4.2.2.3. Face finish material, wood (0)
 - 1.4.2.2.4. Face finish material, gypsum board (3)
 - 1.4.2.2.5. Face finish material, plaster (1)

- 1.4.2.3. Nominal thickness >=8"
 - 1.4.2.3.1. Face finish material, none (8)
 - 1.4.2.3.2. Face finish material, paint on masonry -- (4)
 - 1.4.2.3.3. Face finish material, wood (0)
 - 1.4.2.3.4. Face finish material, gypsum board (4)
 - 1.4.2.3.5. Face finish material, plaster (4)

1.4.3. Structural clay tile and gypsum block

1.4.3.1. Nominal thickness < 4"

- 1.4.3.1.1. Face finish material, none (0)
- 1.4.3.1.2. Face finish material, paint on masonry -- (0)
- 1.4.3.1.3. Face finish material, wood (0)
- 1.4.3.1.4. Face finish material, gypsum board (0)
- 1.4.3.1.5. Face finish material, plaster (0)

1.4.3.2. Nominal thickness 4-8"

- 1.4.3.2.1. Face finish material, none (0)
- 1.4.3.2.2. Face finish material, paint on masonry -- (0)
- 1.4.3.2.3. Face finish material, wood (0)
- 1.4.3.2.4. Face finish material, gypsum board (0)
- 1.4.3.2.5. Face finish material, plaster (1)

1.4.3.3. Nominal thickness >=8"

- 1.4.3.3.1. Face finish material, none (1)
- 1.4.3.3.2. Face finish material, paint on masonry -- (0)
- 1.4.3.3.3. Face finish material, wood (0)
- 1.4.3.3.4. Face finish material, gypsum board (0)
- 1.4.3.3.5. Face finish material, plaster (0)

1.4.4. Composite (more than one structural material)

1.4.4.1. Nominal thickness < 4"

- 1.4.4.1.1. Face finish material, none (0)
- 1.4.4.1.2. Face finish material, paint on masonry -- (0)
- 1.4.4.1.3. Face finish material, wood (0)
- 1.4.4.1.4. Face finish material, gypsum board (0)
- 1.4.4.1.5. Face finish material, plaster (0)

1.4.4.2. Nominal thickness 4-8"

- 1.4.4.2.1. Face finish material, none (0)
- 1.4.4.2.2. Face finish material, paint on masonry -- (0)
- 1.4.4.2.3. Face finish material, wood (0)
- 1.4.4.2.4. Face finish material, gypsum board (0)
- 1.4.4.2.5. Face finish material, plaster (0)

1.4.4.3. Nominal thickness >=8"

- 1.4.4.3.1. Face finish material, none (4)
- 1.4.4.3.2. Face finish material, paint on masonry -- (0)
- 1.4.4.3.3. Face finish material, wood (0)
- 1.4.4.3.4. Face finish material, gypsum board (1)
- 1.4.4.3.5. Face finish material, plaster (1)

2. Floor assemblies

2.1. Wood joist floors

2.1.1. One leaf of subflooring under finished floor material

- 2.1.1.1. Ceiling nailed direct to joists
 - 2.1.1.1.1. With sound attenuation blankets (0)
 - 2.1.1.1.2. Without sound attenuation blankets (0)
- 2.1.1.2. Ceiling decoupled from joists
 - 2.1.1.2.1. With sound attenuation blankets (10)
 - 2.1.1.2.2. Without sound attenuation blankets (2)

2.1.2. Two leaves of subflooring under finished floor material

- 2.1.2.1. Ceiling nailed direct to joists
 - 2.1.2.1.1. With sound attenuation blankets (1)
 - 2.1.2.1.2. Without sound attenuation blankets (2)
- 2.1.2.2. Ceiling decoupled from joists
 - 2.1.2.2.1. With sound attenuation blankets (9)
 - 2.1.2.2.2. Without sound attenuation blankets (3)

2.1.3. More than two leaves of subflooring under finished floor material

- 2.1.3.1. Ceiling nailed direct to joists
 - 2.1.3.1.1. With sound attenuation blankets (0)
 - 2.1.3.1.2. Without sound attenuation blankets (3)
- 2.1.3.2. Ceiling decoupled from joists
 - 2.1.3.2.1. With sound attenuation blankets (4)
 - 2.1.3.2.2. Without sound attenuation blankets (0)

2.1.4. Concrete or gypsum topping under finished floor material

- 2.1.4.1. Ceiling nailed direct to joists
 - 2.1.4.1.1. With sound attenuation blankets (1)
 - 2.1.4.1.2. Without sound attenuation blankets (4)
- 2.1.4.2. Ceiling decoupled from joists
 - 2.1.4.2.1. With sound attenuation blankets (11)
 - 2.1.4.2.2. Without sound attenuation blankets (6)

2.2. Open-web joist floors

2.2.1. One leaf of subflooring under finished floor material

- 2.2.1.1. Ceiling nailed direct to joists
 - 2.2.1.1.1. With sound attenuation blankets (0)
 - 2.2.1.1.2. Without sound attenuation blankets (1)

2.2.1.2. Ceiling decoupled from joists

- 2.2.1.2.1. With sound attenuation blankets (2)
- 2.2.1.2.2. Without sound attenuation blankets (1)

2.2.2. Two leaves of subflooring under finished floor material

- 2.2.2.1. Ceiling nailed direct to joists
 - 2.2.2.1.1. With sound attenuation blankets (0)
 - 2.2.2.1.2. Without sound attenuation blankets (0)
- 2.2.2.2. Ceiling decoupled from joists
 - 2.2.2.2.1. With sound attenuation blankets (0)
 - 2.2.2.2.2. Without sound attenuation blankets (1)

2.2.3. More than two leaves of subflooring under finished floor material

- 2.2.3.1. Ceiling nailed direct to joists
 - 2.2.3.1.1. With sound attenuation blankets (0)
 - 2.2.3.1.2. Without sound attenuation blankets (0)
- 2.2.3.2. Ceiling decoupled from joists
 - 2.2.3.2.1. With sound attenuation blankets (0)
 - 2.2.3.2.2. Without sound attenuation blankets (0)

2.2.4. Concrete or gypsum topping under finished floor material

- 2.2.4.1. Ceiling nailed direct to joists
 - 2.2.4.1.1. With sound attenuation blankets (0)
 - 2.2.4.1.2. Without sound attenuation blankets (3)
- 2.2.4.2. Ceiling decoupled from joists
 - 2.2.4.2.1. With sound attenuation blankets (0)
 - 2.2.4.2.2. Without sound attenuation blankets (1)

2.3. Concrete floors

2.3.1. 1-6" thick slab

- 2.3.1.1. Ceiling attached directly to concrete
 - 2.3.1.1.1. No subflooring over concrete (1)
 - 2.3.1.1.2. One leaf subflooring over concrete (1)
 - 2.3.1.1.3. Two leaves subflooring over concrete (0)
 - 2.3.1.1.4. More than two leaves subfloor over concrete - (0)
 - 2.3.1.1.5. Lightweight concrete topping (0)
- 2.3.1.2. Ceiling decoupled from concrete
 - 2.3.1.2.1. No subflooring over concrete (0)
 - 2.3.1.2.2. One leaf subflooring over concrete (0)
 - 2.3.1.2.3. Two leaves subflooring over concrete (0)
 - 2.3.1.2.4. More than two leaves subfloor over concrete - (0)

2.3.1.2.5. Lightweight concrete topping (0)

2.3.2. >=6" thick slab

2.3.2.1. Ceiling attached directly to concrete

2.3.2.1.1. No subflooring over concrete (2)

2.3.2.1.2. One leaf subflooring over concrete (1)

2.3.2.1.3. Two leaves subflooring over concrete (0)

2.3.2.1.4. More than two leaves subfloor over concrete - (0)

2.3.2.1.5. Lightweight concrete topping (0)

2.3.2.2. Ceiling decoupled from concrete

2.3.2.2.1. No subflooring over concrete (0)

2.3.2.2.2. One leaf subflooring over concrete (0)

2.3.2.2.3. Two leaves subflooring over concrete (0)

2.3.2.2.4. More than two leaves subfloor over concrete - (0)

2.3.2.2.5. Lightweight concrete topping (0)

2.3.3. Precast hollow-core panels

2.3.3.1. Ceiling attached directly to concrete

2.3.3.1.1. No subflooring over concrete (4)

2.3.3.1.2. One leaf subflooring over concrete (3)

2.3.3.1.3. Two leaves subflooring over concrete (0)

2.3.3.1.4. More than two leaves subfloor over concrete - (0)

2.3.3.1.5. Lightweight concrete topping (1)

2.3.3.2. Ceiling decoupled from concrete

2.3.3.2.1. No subflooring over concrete (0)

2.3.3.2.2. One leaf subflooring over concrete (0)

2.3.3.2.3. Two leaves subflooring over concrete (0)

2.3.3.2.4. More than two leaves subfloor over concrete - (0)

2.3.3.2.5. Lightweight concrete topping (0)

2.3.4. Concrete joist (precast and cast-in-place)

2.3.4.1. Ceiling attached directly to concrete

2.3.4.1.1. No subflooring over concrete (0)

2.3.4.1.2. One leaf subflooring over concrete (0)

2.3.4.1.3. Two leaves subflooring over concrete (0)

2.3.4.1.4. More than two leaves subfloor over concrete - (0)

2.3.4.1.5. Lightweight concrete topping (1)

2.3.4.2. Ceiling decoupled from concrete



2.3.4.2.1. No subflooring over concrete (0)


2.3.4.2.2. One leaf subflooring over concrete (0)

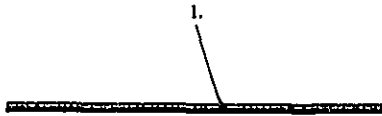
2.3.4.2.3. Two leaves subflooring over concrete (0)

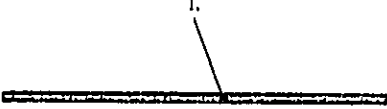
2.3.4.2.4. More than two leaves subfloor over concrete - (0)



2.3.4.2.5. Lightweight concrete topping (0)


Sketch	Brief Description	...	Laboratory Test Number Year Frequencies Tested Source of Data	STC	Section Number
	1. 22 ga. galvanized iron.	...	National Research Council of Canada NRC #66 1966 16f National Research Council of Canada	27	1.1.1.1.1.1
	1. 1"x1" angle iron, 41°o.c. 2. 22 ga. galvanized steel screwed 12°o.c. to angle iron.	...	National Gypsum Co. NGC 3007 1967 16f National Gypsum Co.	28	1.1.1.1.1.2

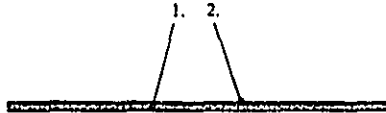
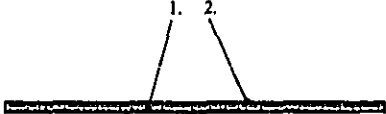
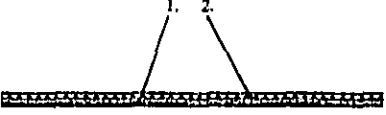
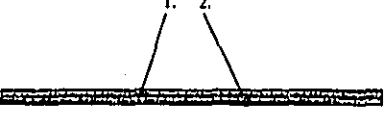
Sketch	...	Laboratory Test Number Year Frequencies Tested Source of Data	STC	Section Number
 <p>1.</p>	...	National Research Council of Canada NRC #66 1968 16f National Research Council of Canada	26	1.1.1.3.1


Sketch	...	Laboratory Test Number Year Frequencies Tested Source of Data	STC	Section Number
1. 	...	National Research Council of Canada NRC #66 1968 16f National Research Council of Canada	28	1.1.1.1.4.1

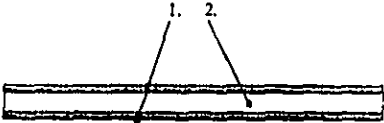
Sketch	...	Laboratory Test Number Year Frequencies Tested Source of Data	STC	Section Number
<p>1.</p> 	...	National Research Council of Canada NRC #66 1968 16f National Research Council of Canada	29	1.1.1.1.5.1

Sketch	...	Laboratory Test Number Year Frequencies Tested Source of Data	STC	Section Number
<p>1.</p> 	...	National Bureau of Standards NBS #808 1964 11f Prestressed Concrete Inst.	49	1.1.1.1.8.1
<p>1.</p> 	...	Riverbank Acoustical Labs. NA NA 16f Prestressed Concrete Inst.	55	1.1.1.1.8.2

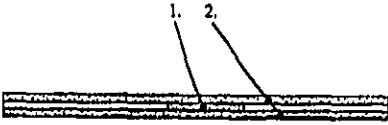
Sketch	...	Laboratory Test Number Year Frequencies Tested Source of Data	STC	Section Number
	...	Riverbank Acoustical Labs. TL 76-77 1977 16f Prestressed Concrete Inst.	58	1.1.1.1.9.1

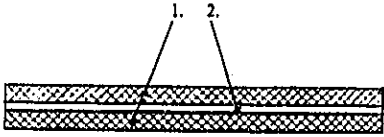
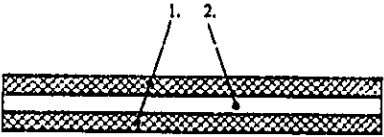
Sketch	...	Laboratory Test Number Year Frequencies Tested Source of Data	STC	Section Number
	...	National Research Council of Canada NRC #66 1968 16f National Research Council of Canada	30	1.1.2.1.4.1
	...	National Research Council of Canada NRC #66 1968 16f National Research Council of Canada	28	1.1.2.1.4.2
	...	National Research Council of Canada NRC #66 1968 16f National Research Council of Canada	30	1.1.2.1.4.3
	National Research Council of Canada NRC #66 1968 16f National Research Council of Canada	31	1.1.2.1.4.4

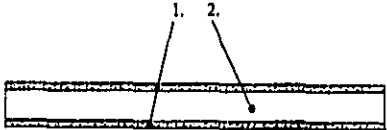

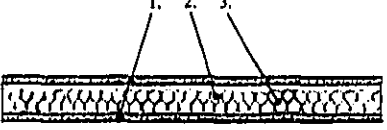

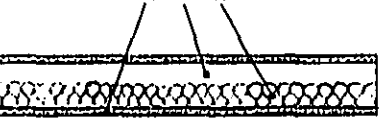
Sketch	...	Laboratory Test Number Year Frequencies Tested Source of Data	STC	Section Number
	...	National Gypsum Co. NGC 2473 1974 16f Gypsum Association	34	1.1.2.1.7.1

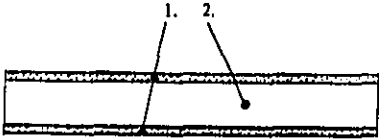
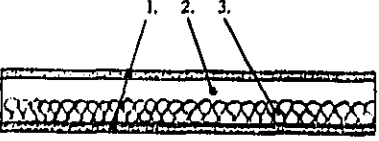
Sketch	...	Laboratory Test Number Year Frequencies Tested Source of Data	STC	Section Number
	...	National Gypsum Co. NGC 2086 1966 16f National Gypsum Co.	32	1.1.2.2.4.1

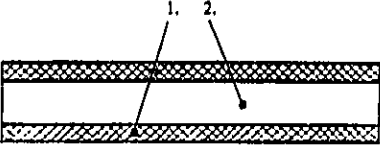
1. 1/2" gypsum board, no studs.
2. 1 5/8" air space.

Sketch	...	Laboratory Test Number Year Frequencies Tested Source of Data	STC	Section Number
 <p data-bbox="419 555 475 582">1. 2.</p>	...	Geiger and Hamme BW-8 FT 1962 11f Gypsum Association	36	1.1.2.2.5.1

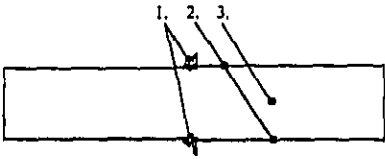
Sketch	...	Laboratory Test Number Year Frequencies Tested Source of Data	STC	Section Number
	...	Kodaras Acoustical Labs. 700-2-69 1969 16f Homasote Co.	37	1.1.2.2.7.1
	...	Kodaras Acoustical Labs. 700-1-69 1969 16f Homasote Co.	39	1.1.2.2.7.2

Sketch	Brief Description	Laboratory Test Number Year Frequencies Tested Source of Data	STC	Section Number
	1. 1/2" gypsum board, no studs. 2. 2 1/2" air space.	... National Research Council of Canada NRC #66 1968 16f National Research Council of Canada	29	1.1.2.3.4.1
	1. 1/2" gypsum board, no studs. 2. 2 1/2" air space.	... National Gypsum Co. NRC: 2098 1967 16f National Gypsum Co.	33	1.1.2.3.4.2
	1. 1/2" gypsum board, no studs. 2. 2 1/2" air space 3. 2" thick sound attenuation blanket.	... National Research Council of Canada NRC #66 1968 16f National Research Council of Canada	44	1.1.2.3.4.3
	1. 1/2" gypsum board, no studs. 2. 3 5/8" air space.	... National Research Council of Canada NRC #66 1968 16f National Research Council of Canada	33	1.1.2.3.4.4
	1. 1/2" gypsum board, no studs. 2. 3 5/8" air space. 3. 2" thick sound attenuation blanket.	... National Research Council of Canada NRC #66 1968 16f National Research Council of Canada	45	1.1.2.3.4.5

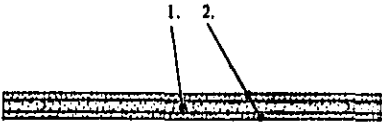
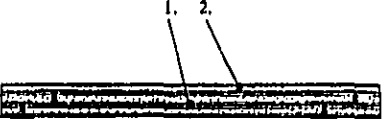
Sketch	...	Laboratory Test Number Year Frequencies Tested Source of Data	STC	Section Number
	...	National Research Council of Canada NRC #66 1968 16f National Research Council of Canada	34	1.1.2.3.5.1
	...	National Research Council of Canada NRC #66 1968 16f National Research Council of Canada	43	1.1.2.3.5.2

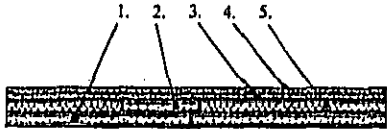
Sketch	...	Laboratory Test Number Year Frequencies Tested Source of Data	STC	Section Number
	...	Kodaras Acoustical Labs. 581-2-68 1968 16f Homasote Co.	44	1.1.2.3.7.1

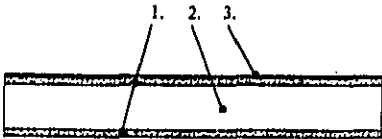
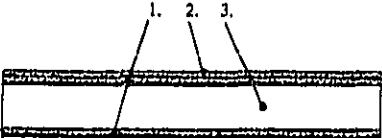
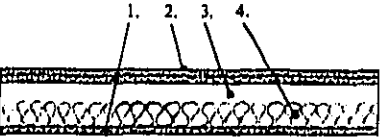
1. 1 3/8" thick wood-fiber board nailed to 2x4 plates top and bottom and painted both sides.
 2. 3 1/2" air cavity.

Sketch	...	Laboratory Test Number Year Frequencies Tested Source of Data	STC	Section Number
	...	National Gypsum Co. NGC 2171 1967 16f National Gypsum Co.	35	1.1.24.1.1

1. 1" x 1" angle iron 41" o.c.
2. 22 ga. galvanized steel screwed 12" o.c. to angle iron.
3. 5 1/2" air space.

Sketch	...	Laboratory Test Number Year Frequencies Tested Source of Data	STC	Section Number
	...	National Gypsum Co. NGC 2359 1969 16f Gypsum Association	36	1.1.3.1.7.1
	...	National Gypsum Co. NGC 3065 1970 16f Gypsum Association	37	1.1.3.1.7.2

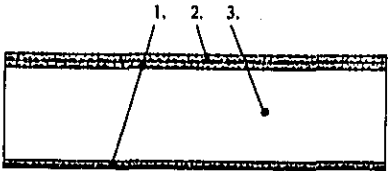
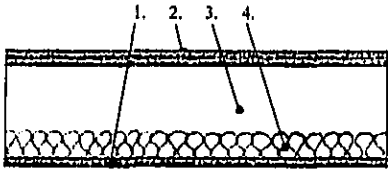
Sketch	...	Laboratory Test Number Year Frequencies Tested Source of Data	STC	Section Number
	...	Owens/Corning Fiberglas OCF 38585 W-8-72 1972 16f Gypsum Association	48	1.1.3.2.4.1
		<ol style="list-style-type: none"> 1. 1" by 24" gypsum board panels attached to angle runners at floor and ceiling with screws 6"o.c. 2. 1" by 6" gypsum board ribs fitted into metal shaft stud flanges and screwed 36"o.c. 3. 1/2" type X gypsum board screwed 24"o.c. 4. 1/2" type X gypsum board screwed 12"o.c. 5. 1" thick sound attenuation blanket. 		

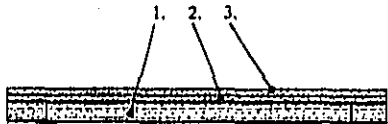
Sketch	...	Laboratory Test Number Year Frequencies Tested Source of Data	STC	Section Number
	...	National Research Council of Canada NRC #66 1968 16f National Research Council of Canada	35	1.1.3.3.4.1
	...	National Research Council of Canada NRC #66 1968 16f National Research Council of Canada	37	1.1.3.3.4.2
	...	National Research Council of Canada NRC #66 1968 16f National Research Council of Canada	48	1.1.3.3.4.3

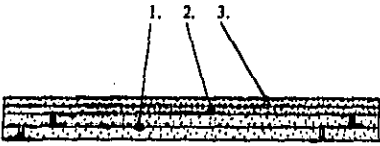
1. 1/2" gypsum board, no studs.
2. 3 5/8" air space.
3. 1 psf sheet lead laminated to one side.

1. 1/2" gypsum board, no studs.
2. 1/2" gypsum board laminated to base layer with gypsum joint compound.
3. 3 5/8" air space.

1. 1/2" gypsum board, no studs.
2. 1/2" gypsum board laminated to base layer with gypsum joint compound.
3. 3 5/8" air cavity.
4. 2" thick sound attenuation blanket.

Sketch	...	Laboratory Test Number Year Frequencies Tested Source of Data	STC	Section Number
 <p>1. 2. 3.</p>	...	National Research Council of Canada NRC #66 1968 16f National Research Council of Canada	41	1.1.3.5.4.1
 <p>1. 2. 3. 4.</p>	...	National Research Council of Canada NRC #66 1968 16f National Research Council of Canada	51	1.1.3.5.4.2

Sketch	...	Laboratory Test Number Year Frequencies Tested Source of Data	STC	Section Number
	...	Geiger and Hamme BW-43ST 1972 16f Gypsum Association	39	1.1.4.1.5.1
<p>1. 1 5/8" by 24" laminated gypsum board panels, screwed 16" o.c. to flanges of metal T splines, inserted in ceiling J track and butted to floor L runners.</p> <p>2. 1/2" gypsum board screwed 16" o.c. at edges and center and strip-laminated at edges and center with 3/8" beads of adhesive 12" o.c.</p> <p>3. 1/2" gypsum board strip-laminated at edges and center with 3/8" beads of adhesive 12" o.c.</p>				

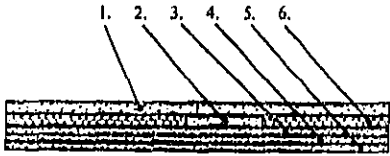
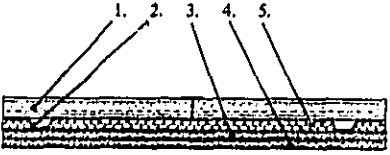
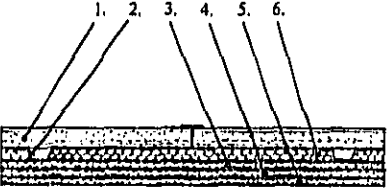
Sketch	...	Laboratory Test Number Year Frequencies Tested Source of Data	STC	Section Number
	...	National Gypsum Co. NGC 3064 1970 16f Gypsum Association	40	1.1.4.1.7.1

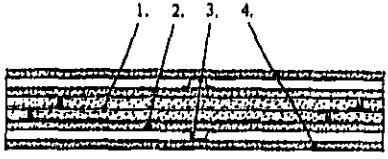
1. two gypsum board panels, each 1" thick by 24" wide and mill-laminated with a 2 1/2" offset and metal channels along offset edges. panels secured to top and bottom tracks with 3 screws per panel. shiplapped joints screwed together 24" o.c. from both sides.

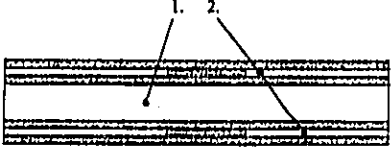
2. 5/8" type X gypsum board screwed 12" o.c. into side channels at edges and 24" o.c. into intermediate near-side channels.

3. 5/8" type X gypsum board screwed 24" o.c. into near-side channels at edges and intermediate channels.

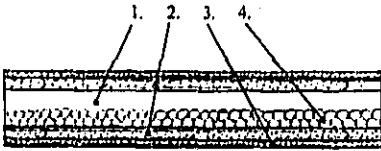
Sketch	Brief Description	Laboratory Test Number Year Frequencies Tested Source of Data	STC	Section Number
<p>1. 2. 3. 4. 5. 6.</p>	<ol style="list-style-type: none"> 1. 1" by 24" gypsum board panels attached to angle runners at floor and ceiling with screws 6" o.c. 2. 1" by 6" gypsum board ribs fitted into metal shaft stud flanges and screwed 36" o.c. 3. 1/2" gypsum board screwed 24" o.c. 4. 1/4" gypsum board attached with 2 screws in upper corners and one screw in center of bottom of each panel. 5. 1/2" gypsum board screwed 12" o.c. 6. 1" thick sound attenuation blanket. 	<p>... Owens/Corning Fiberglas OCF 38585 W-10-72 1972 16f Gypsum Association</p>	50	1.1.4.2.4.1

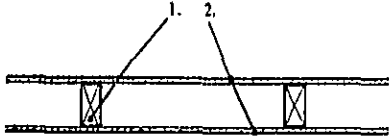
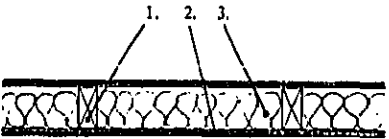
Sketch	Brief Description	Laboratory Test Number Year Frequencies Tested Source of Data	STC	Section Number
	<ol style="list-style-type: none"> 1. 1" by 24" gypsum board panels attached to angle runners at floor and ceiling with screws 6" o.c. 2. 1" by 6" gypsum board ribs fitted into metal shaft stud flanges and screwed 36" o.c. 3. 5/8" type X gypsum board screwed 24" o.c. 4. 5/8" type X gypsum board attached with 3 screws per panel. 5. 5/8" type X gypsum board screwed 12" o.c. 6. 1" thick sound attenuation blanket. 	<p>... Owens/Corning Fiberglas OCF 38585 1972 16f Gypsum Association</p>	52	1.1.4.2.5.1
	<ol style="list-style-type: none"> 1. 1 5/8" by 24" laminated gypsum board panels, screwed 16" o.c. to flanges of metal T splines set between panels, and attached to ceiling L runners with 2 screws and inserted into a 2 1/2" floor track. 2. metal furring channels screwed 24" o.c. to center of panels. 3. 5/8" type X gypsum board screwed 24" o.c. 4. 5/8" type X gypsum board screwed 16" o.c. 5. 1" thick sound attenuation blanket. 	<p>... Geiger and Hamme BW-42ST 1972 16f Gypsum Association</p>	47	1.1.4.2.5.2
	<ol style="list-style-type: none"> 1. 1 5/8" by 24" laminated gypsum board panels, screwed 16" o.c. to flanges of metal T splines set between panels, and attached to ceiling L runners with 2 screws and inserted into a 2 1/2" floor track. 2. metal furring channels screwed 24" o.c. to center of panels. 3. 5/8" type X gypsum board screwed 24" o.c. 4. 5/8" type X gypsum board screwed 16" o.c. 5. 5/8" type X gypsum board screwed 12" o.c. 6. 1" thick sound attenuation blanket. 	<p>... Geiger and Hamme BW-41ST 1972 16f Gypsum Association</p>	50	1.1.4.2.5.3

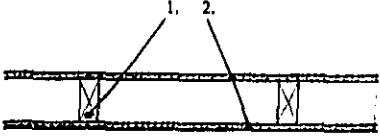
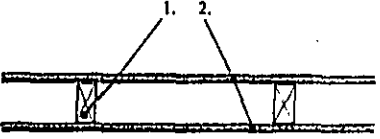
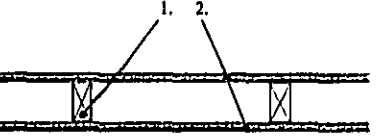
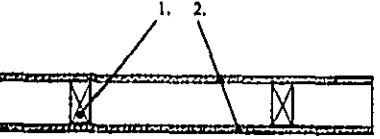
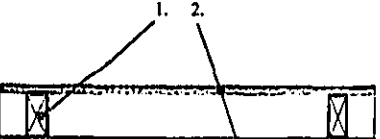
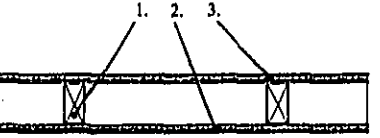
Sketch	Brief Description	...	Laboratory Test Number Year Frequencies Tested Source of Data	STC	Section Number
	<p>1. two gypsum board panels, each 1" thick by 24" wide and mill-laminated with a 2 1/2" offset and metal channels along offset edges. panels secured to top and bottom tracks with 3 screws per panel.</p> <p>2. 5/8" type X gypsum board screwed 12"o.c.</p> <p>3. furring channels 24"o.c.</p> <p>4. 5/8" type X gypsum board screwed 12"o.c. to furring channels.</p>	<p>...</p>	<p>National Gypsum Co. NGC 3076 1971 16f Gypsum Association</p>	<p>44</p>	<p>1.1.4.2.7.1</p>

Sketch	...	Laboratory Test Number Year Frequencies Tested Source of Data	STC	Section Number
	...	Riverbank Acoustical Labs. TL 64-189 1964 IIF Gypsum Association	48	1.1.4.3.5.1

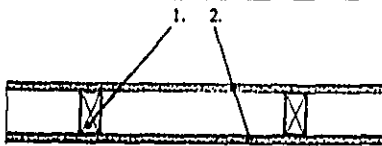
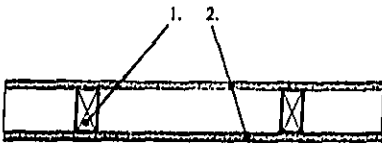
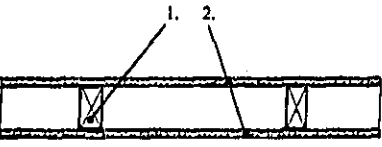
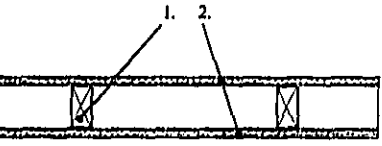
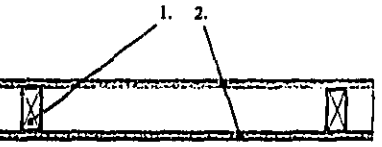
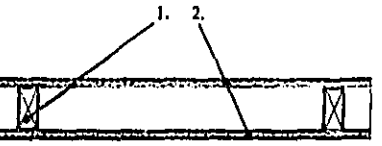
1. 3" air space.
2. double row of hollow-core tongue and groove gypsum board panels made from 5/8" by 6" wide type X gypsum board ribs to which 5/8" type X gypsum board panels are laminated on each side. panels attached to floor and ceiling runners with screws 18" o.c.

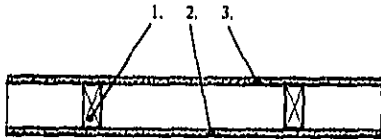
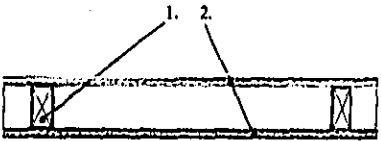
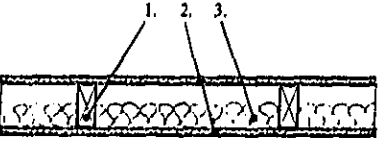
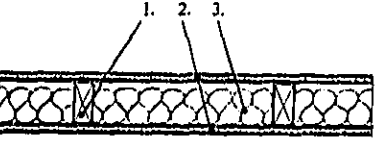
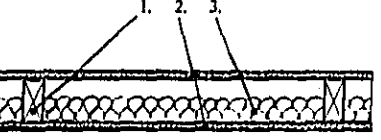
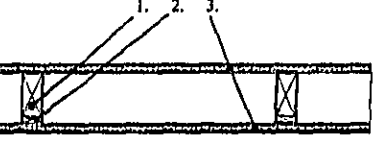
Sketch	Brief Description	...	Laboratory Test Number Year Frequencies Tested Source of Data	STC	Section Number
	<ol style="list-style-type: none"> 1. 3" air space. 2. 1" gypsum board fastened with 3 screws per board into ceiling and floor tracks. 3. 1/2" gypsum board laminated with 3/8" beads of adhesive 2"o.c. 4. 1 1/2" thick sound attenuation blanket. 	...	Acoustical Consultants, Inc. 109006 c 1964 11f Gypsum Association	55	1.1.4.3.7.1

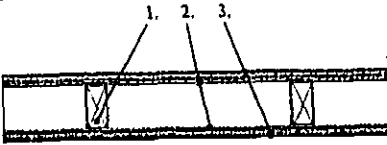
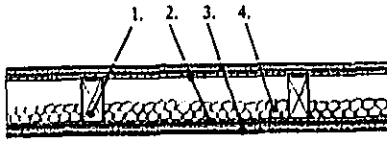
Sketch	...	Laboratory Test Number Year Frequencies Tested Source of Data	STC	Section Number
	...	Owens/Corning Fiberglas OCF 421 1966 16f Owens/Corning Fiberglas	35	1.2.1.1.3.1
	...	Owens/Corning Fiberglas OCF 422 1966 16f Owens/Corning Fiberglas	41	1.2.1.1.3.2

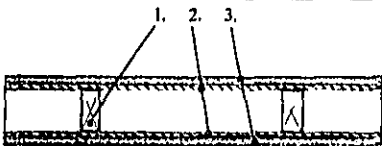
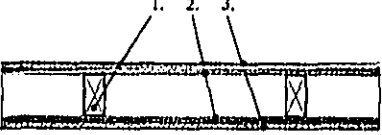
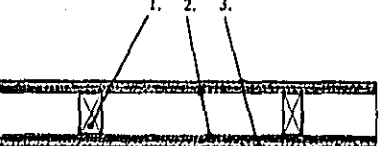
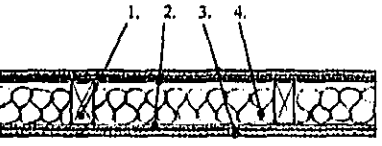
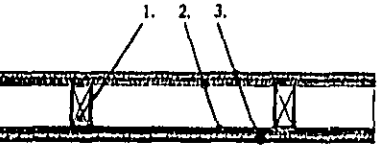
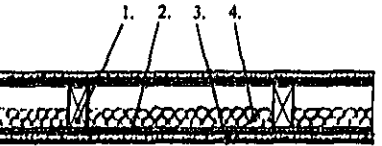
Sketch	Brief Description	Laboratory Test Number Year Frequencies Tested Source of Data	STC	Section Number
	1. 2x4 studs, 16"o.c. 2. 1/2" gypsum board screwed to studs.	... National Research Council of Canada NRC #66 1968 16f National Research Council of Canada	34	1.2.1.1.4.1
	1. 2x4 studs, 16"o.c. 2. 1/2" type X gypsum board nailed with 5d nails 8"o.c.	... Geiger and Hamme IBI-35FT 1964 11f Gypsum Association	30	1.2.1.1.4.2
	1. 2x4 studs, 16"o.c. 2. 1/2" gypsum board nailed with 5d nails 6-8"o.c.	... Kaiser Gypsum KG 1 1962 11f Domtar Gypsum America Inc.	35	1.2.1.1.4.3
	1. 2x4 studs, 16"o.c. 2. 1/2" type X gypsum board screwed 12"o.c.	... Owens/Corning Fiberglas OCF W-21-69 1969 16f Owens/Corning Fiberglas	35	1.2.1.1.4.4
	1. 2x4 studs, 24"o.c. 2. 1/2" gypsum board screwed to studs.	... National Research Council of Canada NRC #66 1968 16f National Research Council of Canada	35	1.2.1.1.4.5
	1. 2x4 studs, 16"o.c. 2. 1/2" gypsum board screwed to studs. 3. 1/2" gypsum board attached to studs with a bead of adhesive.	... National Research Council of Canada NRC #66 1968 16f National Research Council of Canada	37	1.2.1.1.4.6

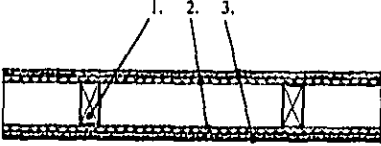
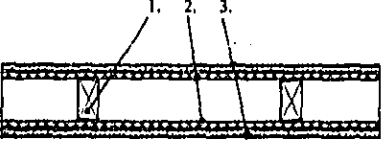
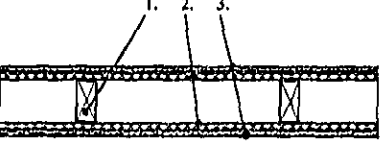
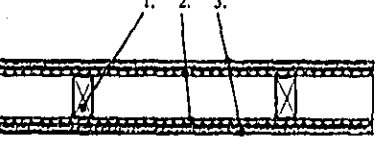
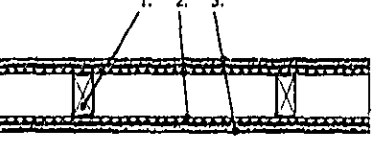
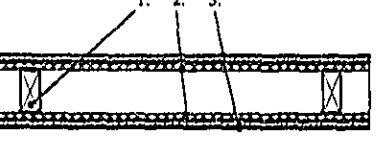
Sketch	...	Laboratory Test Number Year Frequencies Tested Source of Data	STC	Section Number
	...	National Research Council of Canada NRC #66 1968 16f National Research Council of Canada	37	1.2.1.1.4.7
	...	Owens/Corning Fiberglas OCT W-20-69 1969 16f Owens/Corning Fiberglas	39	1.2.1.1.4.8
	...	National Research Council of Canada NRC #66 1968 16f National Research Council of Canada	40	1.2.1.1.4.9

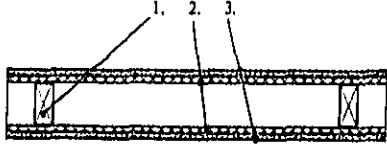
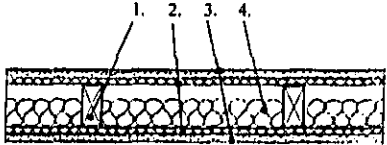
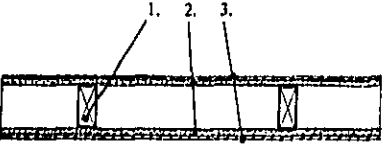
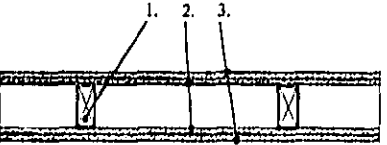
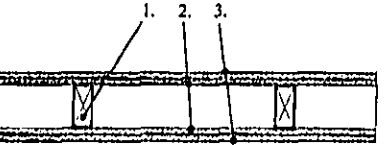
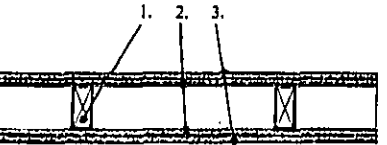
Sketch	Brief Description	...	Laboratory Test Number Year Frequencies Tested Source of Data	STC	Section Number
	1. 2x4 studs, 16"o.c. 2. 5/8" gypsum board screwed to studs.	...	National Research Council of Canada NRC #66 1968 16f National Research Council of Canada	34	1.2.1.1.5.1
	1. 2x4 studs, 16"o.c. 2. 5/8" gypsum board screwed to studs.	...	Owens/Corning Fiberglas OCF 424 1966 16f Owens/Corning Fiberglas	34	1.2.1.1.5.2
	1. 2x4 studs, 16"o.c. 2. 5/8" type X gypsum board nailed with 6d nails 7"o.c.	...	Ohio Research Corp. OR 64-8 1964 11f Gypsum Association	34	1.2.1.1.5.3
	1. 2x4 studs, 16"o.c. 2. 5/8" gypsum board nailed with 6d nails 6-8"o.c.	...	National Bureau of Standards NBS #240 NA 11f Domtar Gypsum America Inc.	36	1.2.1.1.5.4
	1. 2x4 studs, 24"o.c. 2. 5/8" gypsum board screwed to studs.	...	National Research Council of Canada NRC #66 1968 16f National Research Council of Canada	36	1.2.1.1.5.5
	1. 2x4 studs, 24"o.c. 2. 5/8" type X gypsum board nailed with 6d nails 7"o.c.	...	National Gypsum Co. NGC 2404 1970 16f Gypsum Association	38	1.2.1.1.5.6

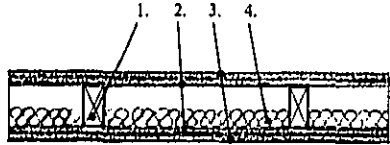
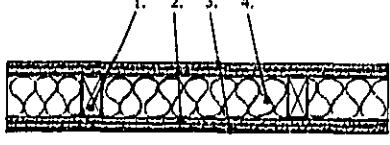
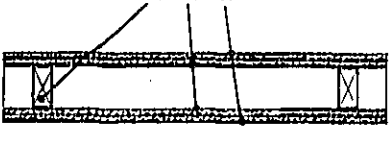
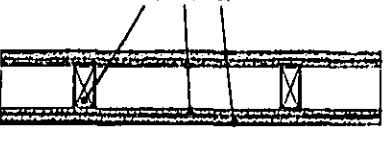

Sketch	Brief Description	Laboratory Test Number Year Frequencies Tested Source of Data	STC	Section Number
 <p>1. 2. 3.</p>	<p>1. 2x4 studs, 16"o.c. 2. 5/8" gypsum board screwed to studs. 3. 5/8" gypsum board glued to studs with contact cement.</p>	<p>... National Research Council of Canada NRC #66 1968 16f National Research Council of Canada</p>	34	1.2.1.1.5.7
 <p>1. 2.</p>	<p>1. 2x4 studs, 24"o.c. 2. 5/8" type X gypsum board nailed with 6d nails 7"o.c. at joints and 3/8" beads of adhesive on intermediate studs.</p>	<p>... Geiger and Hamme NG-246FT 1965 11f Gypsum Association</p>	35	1.2.1.1.5.8
 <p>1. 2. 3.</p>	<p>1. 2x4 studs, 16"o.c. 2. 5/8" gypsum board screwed to studs. 3. 2" thick sound attenuation blanket.</p>	<p>... National Research Council of Canada NRC #66 1968 16f National Research Council of Canada</p>	38	1.2.1.1.5.9
 <p>1. 2. 3.</p>	<p>1. 2x4 studs, 16"o.c. 2. 5/8" gypsum board screwed to studs. 3. 3" thick sound attenuation blanket.</p>	<p>... Owens/Corning Fiberglas OCF 423 1966 16f Owens/Corning Fiberglas</p>	36	1.2.1.1.5.10
 <p>1. 2. 3.</p>	<p>1. 2x4 studs, 24"o.c. 2. 5/8" gypsum board screwed to studs. 3. 2" thick sound attenuation blanket.</p>	<p>... National Research Council of Canada NRC #66 1968 16f National Research Council of Canada</p>	39	1.2.1.1.5.11
 <p>1. 2. 3.</p>	<p>1. 2x4 studs, 16"o.c. 2. 1/2" wood strips nailed to studs to widen air cavity to 4 1/8". 3. 5/8" gypsum board screwed to studs.</p>	<p>... National Research Council of Canada NRC #66 1968 16f National Research Council of Canada</p>	34	1.2.1.1.5.12

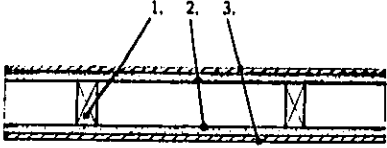
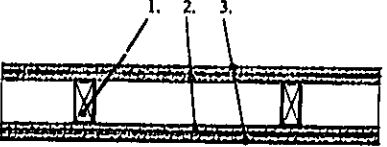
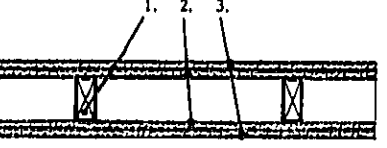
Sketch	...	Laboratory Test Number Year Frequencies Tested Source of Data	STC	Section Number
	<ol style="list-style-type: none"> 1. 2x4 studs, 16"o.c. 2. 1/4" gypsum board nailed with 4d nails 12"o.c. 3. 1/2" type X gypsum board laminated with 6" wide strips of adhesive at edges and center and nailed with 6d nails 6"o.c. at plates only. 	National Gypsum Co. NGC 2321 1968 16f Gypsum Association	45	1.2.1.2.2.1
	<ol style="list-style-type: none"> 1. 2x4 studs, 16"o.c. 2. 1/4" gypsum board nailed with 4d nails, 12"o.c. 3. 5/8" type X gypsum board laminated with 6" wide strips of adhesive at edges and center and 6d nails 16"o.c. at plates. 4. 1 1/2" thick sound attenuation blanket. 	Gelger and Hamme BW-35ST 1969 16f Gypsum Association	50	1.2.1.2.2.2

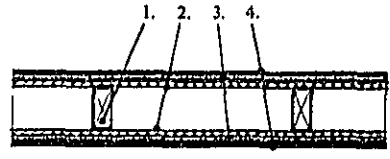
Sketch	Brief Description	Laboratory Test Number Year Frequencies Tested Source of Data	STC	Section Number
	<ol style="list-style-type: none"> 1. 2x4 studs, 16"o.c. 2. 3/8" plywood nailed with 6d nails 6"o.c. at edges and 12"o.c. in field. 3. 5/8" gypsum board laminated with 3/8" beads of adhesive 16"o.c. and around perimeter. 	Kodaras Acoustical Labs. 262-2-65 1965 11f American Plywood Assn.	46	1.2.1.2.3.1
	<ol style="list-style-type: none"> 1. 2x4 studs, 16"o.c. 2. 3/8" gypsum board nailed with 5d nails 24"o.c. to studs only. 3. 1/2" gypsum board nailed with 8d nails 12"o.c. at edges and 24"o.c. in field. 	Kaiser Gypsum KG 181 1964 11f Domtar Gypsum America Inc.	45	1.2.1.2.3.2
	<ol style="list-style-type: none"> 1. 2x4 studs, 16"o.c. 2. 3/8" gypsum board nailed with 5d nails 24"o.c. 3. 1/2" gypsum board nailed with 8d nails 12"o.c. to edges and 24"o.c. in field. 	Kaiser Gypsum KG 331 1966 11f Domtar Gypsum America Inc.	46	1.2.1.2.3.3
	<ol style="list-style-type: none"> 1. 2x4 studs, 16"o.c. 2. 3/8" gypsum board nailed with 5d nails 24"o.c. to studs only. 3. 1/2" gypsum board nailed with 8d nails 12"o.c. at edges and 24"o.c. in field. 4. 3" thick sound attenuation blanket. 	Kaiser Gypsum KG 183 1964 11f Domtar Gypsum America Inc.	46	1.2.1.2.3.4
	<ol style="list-style-type: none"> 1. 2x4 studs, 16"o.c. 2. 3/8" gypsum board nailed with 5d nails 24"o.c. to studs only. 3. 5/8" gypsum board nailed with 8d nails 12"o.c. at edges and 24"o.c. in field. 	Kaiser Gypsum KG 262 1965 11f Domtar Gypsum America Inc.	48	1.2.1.2.3.5
	<ol style="list-style-type: none"> 1. 2x4 studs, 16"o.c. 2. 3/8" gypsum board nailed with 5d nails 24"o.c. to studs only. 3. 5/8" gypsum board nailed with 8d nails 12"o.c. at edges and 24"o.c. in field. 4. 1 1/2" thick sound attenuation blanket. 	Kaiser Gypsum KG 193 1965 11f Domtar Gypsum America Inc.	47	1.2.1.2.3.6

Sketch	Brief Description	Laboratory Test Number Year Frequencies Tested Source of Data	STC	Section Number
 <p>1. 2. 3.</p>	<p>1. 2x4 studs, 16"o.c. 2. 1/2" wood-fiber board. 3. 1/2" gypsum board.</p>	<p>... National Research Council of Canada NRC #66 1968 16f National Research Council of Canada</p>	42	1.2.1.2.4.1
 <p>1. 2. 3.</p>	<p>1. 2x4 studs, 16"o.c. 2. 1/2" wood-fiber board nailed with 5d nails 24"o.c. and 16"o.c. to plates. 3. 5/8" type X gypsum board laminated with 6" wide strips of 1/2" beads of adhesive to perimeter and center of board and nailed with 8d nails 12"o.c. to plates 24" along vertical joints and at third points in field.</p>	<p>... Ohio Research Corp. 64-73 1964 11f Gypsum Association</p>	46	1.2.1.2.4.2
 <p>1. 2. 3.</p>	<p>1. 2x4 studs, 16"o.c. 2. 1/2" wood-fiber board nailed with 5d nails 12"o.c. 3. 1/2" gypsum board laminated with 6" wide strips of adhesive at vertical edges and at centerline.</p>	<p>... Geiger and Hamme IBI-6FT 1964 11f Domtar Gypsum America Inc.</p>	46	1.2.1.2.4.3
 <p>1. 2. 3.</p>	<p>1. 2x4 studs, 16"o.c. 2. 1/2" fiber board nailed with 5d nails 12"o.c. both directions. 3. 5/8" type X gypsum board laminated with 6" wide strips of adhesive at centerline and edges.</p>	<p>... Kodaras Acoustical Labs, 506-2-67 1967 16f Homasote Co.</p>	50	1.2.1.2.4.4
 <p>1. 2. 3.</p>	<p>1. 2x4 studs, 16"o.c. 2. 1/2" wood-fiber board nailed with 5d nails 24"o.c. 3. 5/8" gypsum board laminated with 6" wide strips of adhesive at vertical edges and at centerline.</p>	<p>... Geiger and Hamme IBI-28FT 1964 11f Domtar Gypsum America Inc.</p>	50	1.2.1.2.4.5
 <p>1. 2. 3.</p>	<p>1. 2x4 studs, 24"o.c. 2. 1/2" wood-fiber board nailed with 5d nails 24"o.c. 3. 5/8" gypsum board laminated with 6" wide strips of adhesive at vertical edges and at centerline.</p>	<p>... Geiger and Hamme IBI-10FT 1964 11f Domtar Gypsum America Inc.</p>	49	1.2.1.2.4.6

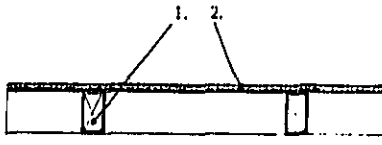
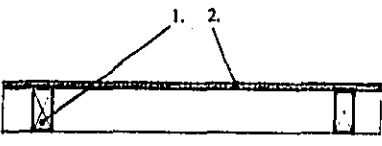
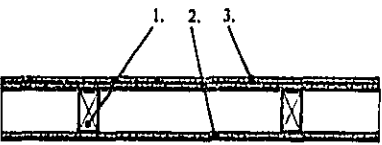
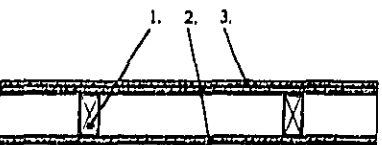
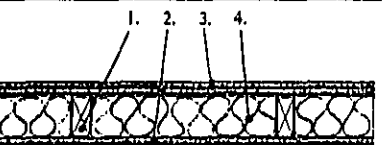
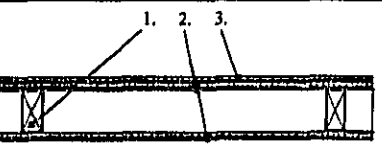
Sketch	Brief Description	Laboratory Test Number Year Frequencies Tested Source of Data	STC	Section Number
 <p>1. 2x4 studs, 24"o.c. 2. 1/2" wood-fiber board nailed with 5d nails 12"o.c. 3. 1/2" gypsum board laminated with 6" wide strips of adhesive at vertical edges and at centerline.</p>	<p>... Geiger and Hamme IBI-12FT 1964 11f Domtar Gypsum America Inc.</p>	46	1.2.1.2.4.7	
 <p>1. 2x4 studs, 16"o.c. 2. 1/2" wood-fiber board nailed with 5d nails 12"o.c. 3. 5/8" gypsum board laminated with beads of adhesive 16"o.c. and screwed to studs 24"o.c. 4. 2 1/4" thick sound attenuation blanket.</p>	<p>... Riverbank Acoustical Labs. TL 73-73 1972 16f U.S. Dept. of Agriculture</p>	39	1.2.1.2.4.8	
 <p>1. 2x4 studs, 16"o.c. 2. 1/2" gypsum board screwed to studs. 3. 3/16" plywood cemented to gypsum board.</p>	<p>... National Research Council of Canada NRC #66 1968 16f National Research Council of Canada</p>	35	1.2.1.2.4.9	
 <p>1. 2x4 studs, 16"o.c. 2. 1/2" type X gypsum board screwed 12"o.c. 3. 1/2" type X gypsum board screwed 12"o.c.</p>	<p>... Owens/Corning Fiberglas OCF W-23-69 1969 16f Owens/Corning Fiberglas</p>	39	1.2.1.2.4.10	
 <p>1. 2x4 studs, 16"o.c. 2. 1/2" gypsum board screwed to studs. 3. 1/2" gypsum board laminated to base layer with gypsum joint compound.</p>	<p>... National Research Council of Canada NRC #66 1968 16f National Research Council of Canada</p>	36	1.2.1.2.4.11	
 <p>1. 2x4 studs, 16"o.c. 2. 1/2" gypsum board nailed with 5d nails 24"o.c. 3. 1/2" gypsum board nailed with 8d nails 12"o.c. at edges and 24"o.c. in field.</p>	<p>... Kaiser Gypsum KG 196 1965 11f Domtar Gypsum America Inc.</p>	45	1.2.1.2.4.12	

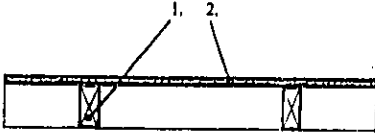
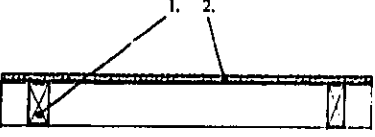
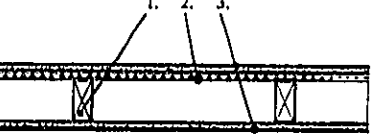
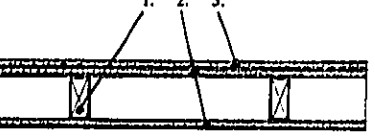

Sketch	Brief Description	Laboratory Test Number Year Frequencies Tested Source of Data	STC	Section Number
	<ol style="list-style-type: none"> 1. 2x4 studs, 16"o.c. 2. 1/2" gypsum board nailed with 5d nails 24"o.c. 3. 1/2" gypsum board nailed with 8d nails 12"o.c. at edges and 24"o.c. in field. 4. 1 1/2" thick sound attenuation blanket. 	... Kaiser Gypsum KG 194 1965 11f Domtar Gypsum America Inc.	46	1.2.1.2.4.13
	<ol style="list-style-type: none"> 1. 2x4 studs, 16"o.c. 2. 1/2" type X gypsum board screwed 12"o.c. 3. 1/2" type X gypsum board screwed 12"o.c. 4. 3 1/2" thick sound attenuation blanket. 	... Owens/Corning Fibreglas OCF W-25-69 1969 16f Owens/Corning Fibreglas	45	1.2.1.2.4.14
	<ol style="list-style-type: none"> 1. 2x4 studs, 24"o.c. 2. 1/2" gypsum board screwed to studs. 3. 1/2" gypsum board laminated to base layer with gypsum joint compound. 	... National Research Council of Canada NRC #66 1968 16f National Research Council of Canada	39	1.2.1.2.4.15
	<ol style="list-style-type: none"> 1. 2x4 studs, 16"o.c. 2. 1/2" gypsum board nailed with 5d nails 24"o.c. to studs only. 3. 5/8" gypsum board nailed with 8d nails 12"o.c. at edges and 24"o.c. in field. 	... Kaiser Gypsum KG 197 1965 11f Domtar Gypsum America Inc.	45	1.2.1.2.4.16
	<ol style="list-style-type: none"> 1. 2x4 studs, 16"o.c. 2. 1/2" gypsum board nailed with 5d nails 24"o.c. to studs only. 3. 5/8" gypsum board nailed with 8d nails 12"o.c. at edges and 24"o.c. in field. 4. 1 1/2" thick sound attenuation blanket. 	... Kaiser Gypsum KG 198 1965 11f Domtar Gypsum America Inc.	46	1.2.1.2.4.17

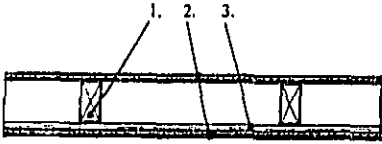
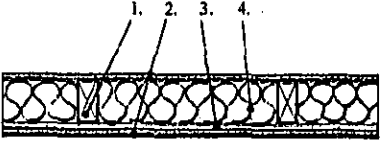
Sketch	...	Laboratory Test Number Year Frequencies Tested Source of Data	STC	Section Number
 <p>1. 2x4 studs, 16"o.c. 2. 5/8" gypsum board nailed with 6d nails 7"o.c. 3. 3/8" plywood laminated with 3/8" beads of adhesive 16"o.c. and around perimeter.</p>	...	Kodaras Acoustical Labs. 262-3-65 1965 11f American Plywood Assn.	42	1.2.1.2.5.1
 <p>1. 2x4 studs, 16"o.c. 2. 5/8" gypsum board nailed with 6d nails 24"o.c. to studs only. 3. 5/8" gypsum board nailed with 8d nails 12"o.c. at edges and 24"o.c. in field.</p>	...	Kaiser Gypsum KG 199 1965 11f Domtar Gypsum America Inc.	44	1.2.1.2.5.2
 <p>1. 2x4 studs, 16"o.c. 2. 5/8" type X gypsum board nailed with 6d nails 6"o.c. 3. 5/8" type X gypsum board nailed with 8d nails 8"o.c.</p>	...	National Gypsum Co. 2363 1970 16f Gypsum Association	40	1.2.1.2.5.3

Sketch	...	Laboratory Test Number Year Frequencies Tested Source of Data	STC	Section Number
	...	National Research Council of Canada NRC #66 1968 16f National Research Council of Canada	46	1.2.1.3.4.1

1. 2x4 studs, 16"o.c.
2. 1/2" wood-fiber board.
3. 1/2" gypsum board.
4. 3/16" plywood.

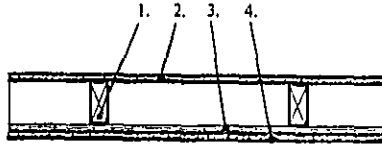
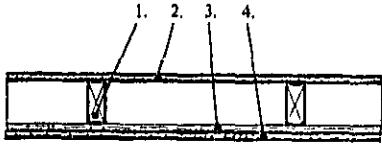
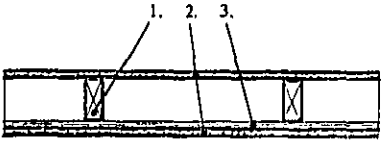
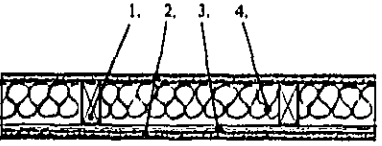
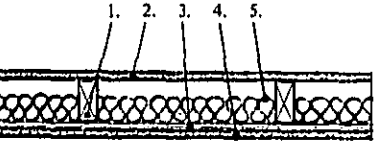
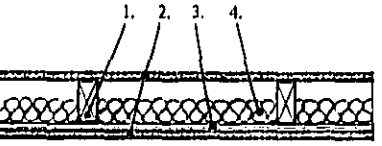
Sketch	Brief Description	Laboratory Test Number Year Frequencies Tested Source of Data	STC	Section Number
	<ol style="list-style-type: none"> 1. 2x4 studs, 16"o.c. 2. 1/2" gypsum board screwed to studs. 	... National Research Council of Canada NRC #66 1968 16f National Research Council of Canada	28	1.2.1.5.4.1
	<ol style="list-style-type: none"> 1. 2x4 studs, 24"o.c. 2. 1/2" gypsum board screwed to studs. 	... National Research Council of Canada NRC #66 1968 16f National Research Council of Canada	27	1.2.1.5.4.2
	<ol style="list-style-type: none"> 1. 2x4 studs, 16"o.c. 2. 1/2" gypsum board screwed to studs. 3. 1/2" gypsum board laminated to base layer with gypsum joint compound. 	... National Research Council of Canada NRC #66 1968 16f National Research Council of Canada	37	1.2.1.5.4.3
	<ol style="list-style-type: none"> 1. 2x4 studs, 16"o.c. 2. 1/2" type X gypsum board screwed 12"o.c. 3. 1/2" type X gypsum board screwed 12"o.c. 	... Owens/Corning Fiberglas OCF W-22-69 1969 16f Owens/Corning Fiberglas	38	1.2.1.5.4.4
	<ol style="list-style-type: none"> 1. 2x4 studs, 16"o.c. 2. 1/2" type X gypsum board screwed 12"o.c. 3. 1/2" type X gypsum board screwed 12"o.c. 4. 3 1/2" thick sound attenuation blanket. 	... Owens/Corning Fiberglas OCF W-24-69 1969 16f Owens/Corning Fiberglas	40	1.2.1.5.4.5
	<ol style="list-style-type: none"> 1. 2x4 studs, 24"o.c. 2. 1/2" gypsum board screwed to studs. 3. 1/2" gypsum board laminated to base layer with gypsum joint compound. 	... National Research Council of Canada NRC #66 1968 16f National Research Council of Canada	41	1.2.1.5.4.6

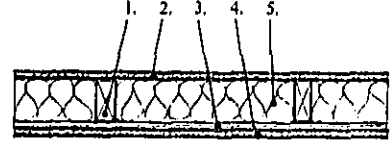
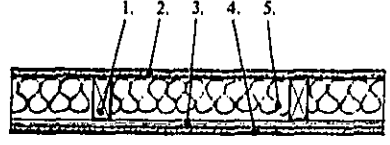
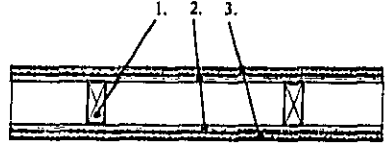
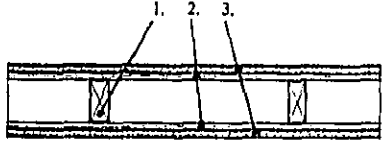
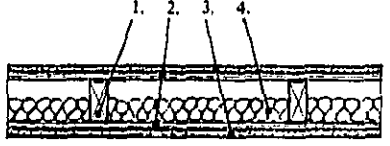
Sketch	Brief Description	...	Laboratory Test Number Year Frequencies Tested Source of Data	STC	Section Number
	<ol style="list-style-type: none"> 1. 2x4 studs, 16"o.c. 2. 5/8" gypsum board screwed to studs. 	...	National Research Council of Canada NRC #66 1968 16f National Research Council of Canada	28	1.2.1.5.5.1
	<ol style="list-style-type: none"> 1. 2x4 studs, 24"o.c. 2. 5/8" gypsum board screwed to studs. 	...	National Research Council of Canada NRC #66 1968 16f National Research Council of Canada	28	1.2.1.5.5.2
	<ol style="list-style-type: none"> 1. 2x4 studs, 16"o.c. 2. 1/2" fiber board screwed to studs. 3. 5/8" gypsum board screwed to studs. 	...	National Research Council of Canada NRC #66 1968 16f National Research Council of Canada	36	1.2.1.5.5.3
	<ol style="list-style-type: none"> 1. 2x4 studs, 16"o.c. 2. 5/8" gypsum board screwed to studs. 3. 5/8" gypsum board laminated to base layer with gypsum joint compound. 	...	National Research Council of Canada NRC #66 1968 16f National Research Council of Canada	36	1.2.1.5.5.4
	<ol style="list-style-type: none"> 1. 2x4 studs, 16"o.c. 2. 5/8" gypsum board screwed to studs. 3. 5/8" gypsum board laminated to base layer with gypsum joint compound. 4. 2" thick sound attenuation blanket. 	...	National Research Council of Canada NRC #66 1968 16f National Research Council of Canada	39	1.2.1.5.5.5

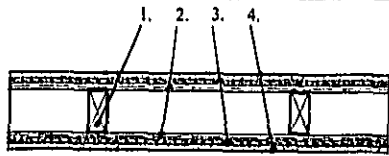
Sketch	...	Laboratory Test Number Year Frequencies Tested Source of Data	STC	Section Number
	...	Owens/Corning Fiberglas OCF W-9-69 1969 16f Owens/Corning Fiberglas	39	1.2.2.1.4.1
	...	Owens/Corning Fiberglas OCF W-7-69 1969 16f Owens/Corning Fiberglas	46	1.2.2.1.4.2

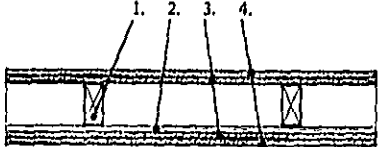

1. 2x4 studs, 16"o.c.
2. 1/2" type X gypsum board screwed 12"o.c.
3. resilient channels 24"o.c. and a 1/2" by 3" gypsum filler strip along the base plate.

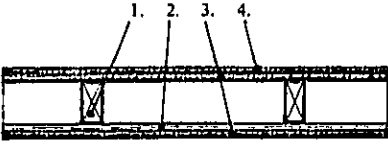
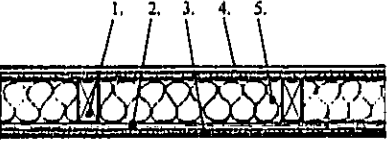
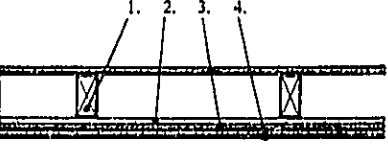
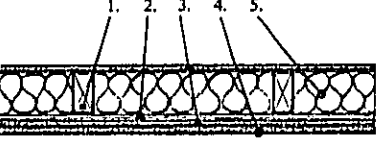
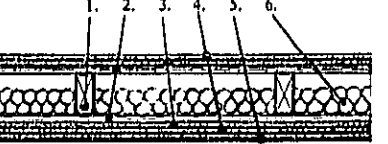
1. 2x4 studs, 16"o.c.
2. 1/2" type X gypsum board screwed 12"o.c.
3. resilient channels 24"o.c. and a 1/2" by 3" gypsum filler strip along the base plate.
4. 3 1/2" thick sound attenuation blanket.

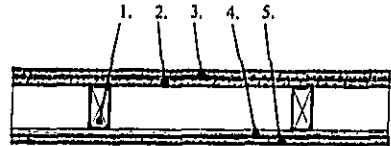
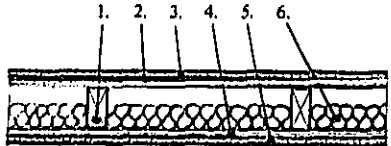
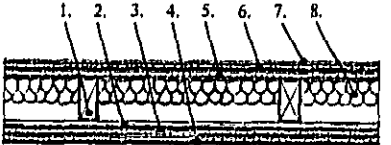
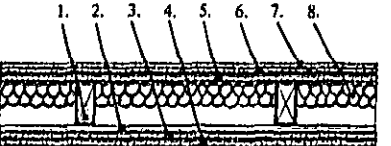
Sketch	Brief Description	Laboratory Test Number Year Frequencies Tested Source of Data	STC	Section Number
	<ol style="list-style-type: none"> 1. 2x4 studs, 16"o.c. 2. 5/8" gypsum board screwed to studs. 3. resilient channels, 16"o.c. 4. 5/8" gypsum board screwed to channels. 	... National Research Council of Canada NRC #66 1968 16f National Research Council of Canada	38	1.2.2.1.5.1
	<ol style="list-style-type: none"> 1. 2x4 studs, 16"o.c. 2. 5/8" gypsum board screwed to studs. 3. resilient channels, 24"o.c. 4. 5/8" gypsum board screwed to channels. 	... National Research Council of Canada NRC #66 1968 16f National Research Council of Canada	38	1.2.2.1.5.2
	<ol style="list-style-type: none"> 1. 2x4 studs, 16"o.c. 2. 5/8" type X gypsum board attached with screws. 3. resilient channels 24"o.c. and a 1/2" by 3" gypsum filler strip along the base plate. 	... Owens/Corning Fiberglas OCF 431 1966 16f Owens/Corning Fiberglas	40	1.2.2.1.5.3
	<ol style="list-style-type: none"> 1. 2x4 studs, 16"o.c. 2. 5/8" type X gypsum board attached with screws. 3. resilient channels 24"o.c. and a 1/2" by 3" gypsum filler strip along the base plate. 4. 3" thick sound attenuation blanket. 	... Owens/Corning Fiberglas OCF 427 1966 16f Owens/Corning Fiberglas	46	1.2.2.1.5.4
	<ol style="list-style-type: none"> 1. 2x4 studs, 16"o.c. 2. 5/8" gypsum board screwed 16"o.c. to studs. 3. resilient channels 24"o.c. and a 1/2" by 3" gypsum filler strip along the base plate. 4. 5/8" gypsum board screwed 12"o.c. 5. 2 1/4" thick sound attenuation blanket. 	... Riverbank Acoustical Labs. TL 73-72 1972 16f U.S. Dept. of Agriculture	47	1.2.2.1.5.5
	<ol style="list-style-type: none"> 1. 2x4 studs, 16"o.c. 2. 5/8" gypsum board attached with screws. 3. resilient channels, 24"o.c. 4. 2" thick sound attenuation blanket. 	... National Research Council of Canada NRC #66 1968 16f National Research Council of Canada	48	1.2.2.1.5.6

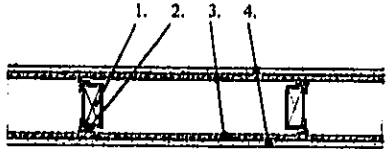
Sketch	Brief Description	Laboratory Test Number Year Frequencies Tested Source of Data	STC	Section Number
	<ol style="list-style-type: none"> 1. 2x4 studs, 16"o.c. 2. 5/8" type X gypsum board nailed with 6d nails 8"o.c. 3. resilient channels 24"o.c. and a 1/2" by 3" gypsum filler strip along the base plate. 4. 5/8" type X gypsum board screwed 6"o.c. at edges and 12"o.c. in field. 5. 3 1/2" thick sound attenuation blanket. 	... Riverbank Acoustical Labs. TL 77-138 1977 16f Gypsum Association	50	1.2.2.1.5.7
	<ol style="list-style-type: none"> 1. 2x4 studs, 16"o.c. 2. 5/8" type X gypsum board screwed 12"o.c. 3. resilient channels, 24"o.c. 4. 5/8" type X gypsum board screwed at edges and at center 12"o.c. 5. 3" thick sound attenuation blanket. 	... Geiger and Hamme BW-35ST 1969 11f Gypsum Association	52	1.2.2.1.5.8
	<ol style="list-style-type: none"> 1. 2x4 studs, 16"o.c. 2. resilient channels, 24"o.c. 3. 5/8" gypsum board screwed to channels. 	... National Research Council of Canada NRC #66 1968 16f National Research Council of Canada	38	1.2.2.1.5.9
	<ol style="list-style-type: none"> 1. 2x4 studs, 16"o.c. 2. resilient channels 24"o.c. and a 1/2" by 3" gypsum filler strip along the base plate. 3. 5/8" type X gypsum board screwed 12"o.c. 	... Riverbank Acoustical Labs. TL 63-13 1962 11f Gypsum Association	45	1.2.2.1.5.10
	<ol style="list-style-type: none"> 1. 2x4 studs, 16"o.c. 2. resilient channels, 24"o.c. 3. 5/8" gypsum board screwed to channels. 4. 2" thick sound attenuation blanket. 	... National Research Council of Canada NRC #66 1968 16f National Research Council of Canada	50	1.2.2.1.5.11

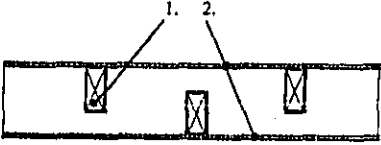
Sketch	...	Laboratory Test Number Year Frequencies Tested Source of Data	STC	Section Number
 <p>1. 2x4 studs, 16"o.c. 2. resilient channels 24"o.c. and a 1/2" by 3" gypsum filler strip along the base plate. 3. 3/8" type X gypsum lath screwed to channels. 4. 1/2" gypsum/sand plaster.</p>	...	Riverbank Acoustical Labs. TL 66-299 1966 11f Gypsum Association	41	1.2.2.2.3.1

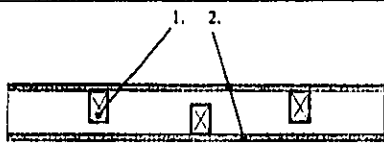
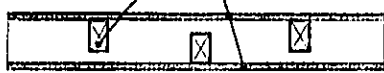
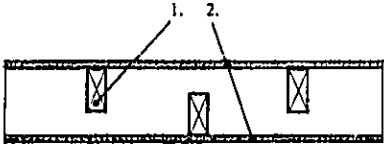

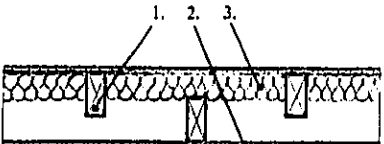

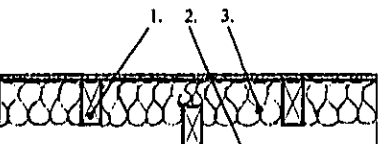

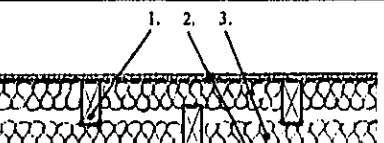



Sketch	...	Laboratory Test Number Year Frequencies Tested Source of Data	STC	Section Number
 <p>1. 2x4 studs, 16"o.c. 2. resilient channels 24"o.c. and a 1/2" by 3" gypsum filler strip along the base plate. 3. 1/2" type X gypsum board screwed 12"o.c. 4. 1/2" type X gypsum board screwed 12"o.c.</p>	...	Owens/Corning Fiberglas OCF W-13-69 1969 16f Owens/Corning Fiberglas	52	1.2.2.2.4.1
 <p>1. 2x4 studs, 16"o.c. 2. resilient channels 24"o.c. and a 1/2" by 3" gypsum filler strip along the base plate. 3. 1/2" type X gypsum board screwed 12"o.c. 4. 1/2" type X gypsum board screwed 12"o.c. 5. 3 1/2" thick sound attenuation blanket.</p>	...	Owens/Corning Fiberglas OCF W-5-69 1969 16f Owens/Corning Fiberglas	56	1.2.2.2.4.2

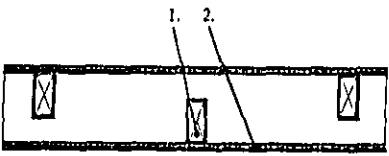
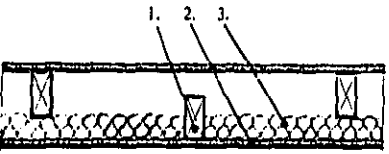
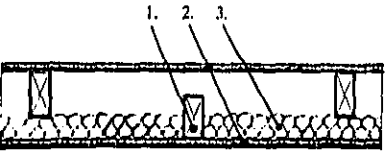
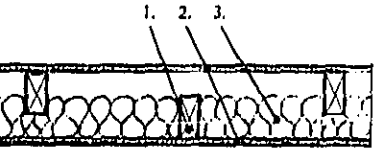
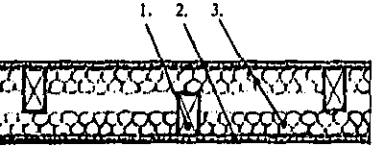
Sketch	Brief Description	...	Laboratory Test Number Year Frequencies Tested Source of Data	STC	Section Number
	<ol style="list-style-type: none"> 1. 2x4 studs, 16"o.c. 2. resilient channels 24"o.c. and a 1/2" by 3" gypsum filler strip along the base plate. 3. 1/2" type X gypsum board screwed 12"o.c. 4. 1/2" type X gypsum board screwed 12"o.c. 	...	Owens/Corning Fiberglas OCF W-14-69 1969 16f Owens/Corning Fiberglas	44	1.2.2.5.4.1
	<ol style="list-style-type: none"> 1. 2x4 studs, 16"o.c. 2. resilient channels 24"o.c. and a 1/2" by 3" gypsum filler strip along the base plate. 3. 1/2" type X gypsum board screwed 12"o.c. 4. 1/2" type X gypsum board screwed 12"o.c. 5. 3 1/2" thick sound attenuation blanket. 	...	Owens/Corning Fiberglas OCF W-6-69 1969 16f Owens/Corning Fiberglas	52	1.2.2.5.4.2
	<ol style="list-style-type: none"> 1. 2x4 studs, 16"o.c. 2. resilient channels 24"o.c. and a 1/2" by 3" gypsum filler strip along the base plate. 3. 1/2" type X gypsum board screwed 12"o.c. 4. 1/2" type X gypsum board screwed 12"o.c. 	...	Owens/Corning Fiberglas OCF W-10-69 1969 16f Owens/Corning Fiberglas	45	1.2.2.5.4.3
	<ol style="list-style-type: none"> 1. 2x4 studs, 16"o.c. 2. resilient channels 24"o.c. and a 1/2" by 3" gypsum filler strip along the base plate. 3. 1/2" type X gypsum board screwed 12"o.c. 4. 1/2" type X gypsum board screwed 12"o.c. 5. 3 1/2" thick sound attenuation blanket. 	...	Owens/Corning Fiberglas OCF W-4-69 1969 16f Owens/Corning Fiberglas	50	1.2.2.5.4.4
	<ol style="list-style-type: none"> 1. 2x4 studs, 16"o.c. 2. resilient channels 24"o.c. and a 1/2" by 3" gypsum filler strip along the base plate. 3. 7/16" gypsum board attached with screws 24"o.c. 4. 7/16" gypsum board attached with screws 12"o.c. 5. 7/16" gypsum board attached with screws 12"o.c. 6. 2 1/4" thick sound attenuation blanket. 	...	Riverbank Acoustical Labs. TL 73-75 1972 16f U.S. Dept. of Agriculture	56	1.2.2.5.4.5

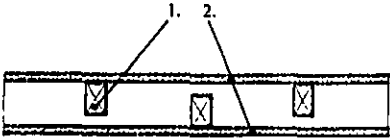
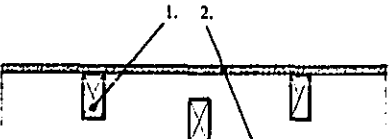
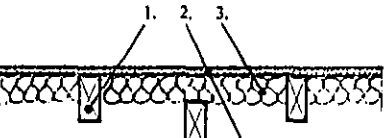
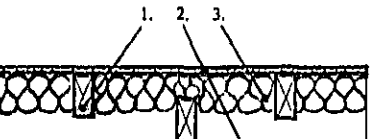
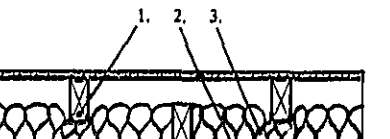
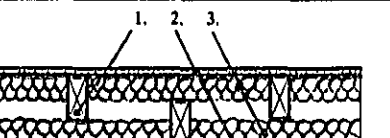
Sketch	Brief Description	Laboratory Test Number Year Frequencies Tested Source of Data	STC	Section Number
	<ol style="list-style-type: none"> 1. 2x4 studs, 16"o.c. 2. 5/8" gypsum board screwed to studs. 3. 5/8" gypsum board laminated to base layer with gypsum joint compound. 4. resilient channels, 24"o.c. 5. 5/8" gypsum board screwed to channels. 	<p>... National Research Council of Canada NRC #66 1968 16f National Research Council of Canada</p>	43	1.2.2.5.5.1
	<ol style="list-style-type: none"> 1. 2x4 studs, 16"o.c. 2. 5/8" gypsum board screwed to studs. 3. 5/8" gypsum board laminated to base layer with gypsum joint compound. 4. resilient channels, 24"o.c. 5. 5/8" gypsum board screwed to channels. 6. 2" thick sound attenuation blanket. 	<p>... National Research Council of Canada NRC #66 1968 16f National Research Council of Canada</p>	50	1.2.2.5.5.2
	<ol style="list-style-type: none"> 1. 2x4 studs, 16"o.c. 2. resilient channels, 24"o.c. 3. 5/8" gypsum board screwed 12"o.c. 4. 5/8" gypsum board spot-laminated 12"o.c. 5. 5/8" gypsum board nailed with 5d nails 32"o.c. 6. 1/2" gypsum board nailed with 8d nails 12"o.c. 7. 1/4" gypsum board spot-laminated 12"o.c. 8. 2" thick sound attenuation blanket. 	<p>... Riverbank Acoustical Labs. TL68-286 1968 16f Celotex Corp.</p>	59	1.2.2.5.5.3
	<ol style="list-style-type: none"> 1. 2x4 studs, 16"o.c. 2. resilient channels, 24"o.c. 3. 5/8" gypsum board screwed 12"o.c. 4. 5/8" gypsum board spot-laminated 12"o.c. 5. 5/8" gypsum board nailed with 5d nails 32"o.c. 6. 1/2" gypsum board nailed with 8d nails 12"o.c. 7. 3/8" gypsum board spot-laminated 12"o.c. 8. 2" thick sound attenuation blanket. 	<p>... Riverbank Acoustical Labs. TL69-117 1968 16f Celotex Corp.</p>	61	1.2.2.5.5.4

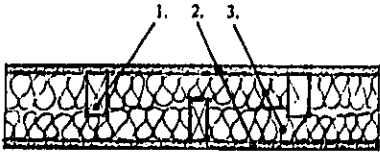
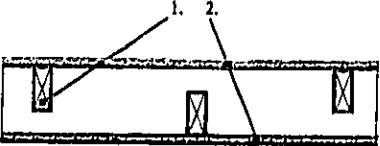
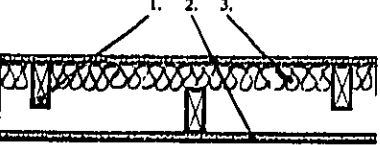
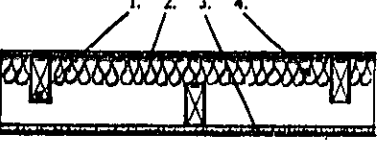
Sketch	...	Laboratory Test Number Year Frequencies Tested Source of Data	STC	Section Number
	...	Riverbank Acoustical Labs. TL 60-20 1959 11f Gypsum Association	49	1.2.2.6.1.1.

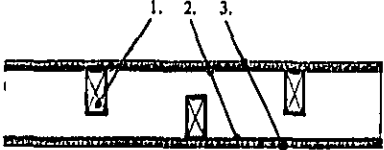
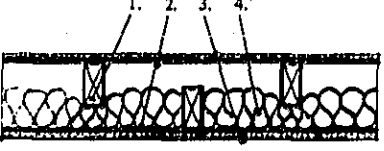
Sketch	...	Laboratory Test Number Year Frequencies Tested Source of Data	STC	Section Number
	...	Owens/Corning Fiberglas OCF W-59-69 1969 Owens/Corning Fiberglas	38	1.2.3.1.2.1

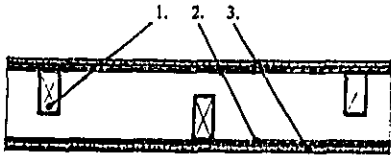
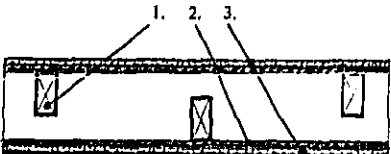
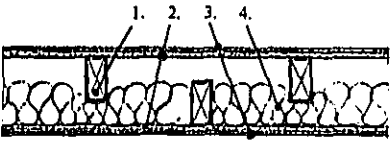
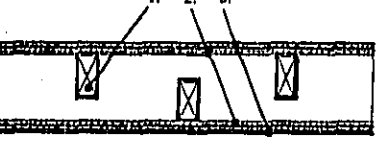
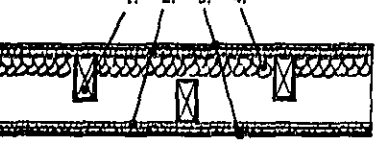
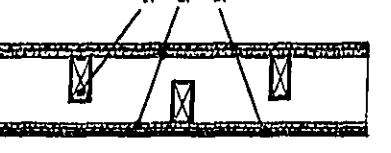
Sketch	Brief Description	Laboratory Test Number Year Frequencies Tested Source of Data	STC	Section Number
 <p>1. 2. </p>	<p>1. 2x3 studs spaced 16"o.c. and staggered 8"o.c. on 2x4 plates. 2. 1/2" gypsum board nailed with 5d nails 6-8"o.c.</p>	<p>... National Bureau of Standards NBS #242 NA 11f Dometar Gypsum America Inc.</p>	<p>44</p>	<p>1.2.3.1.4.1</p>
 <p>1. 2. </p>	<p>1. 2x4 studs spaced 16"o.c. and staggered 8"o.c. on 2x6 plates. 2. 1/2" gypsum board screwed 12"o.c.</p>	<p>... Geiger and Hamme OC-3FC 1972 16f Owens/Corning Fiberglas</p>	<p>39</p>	<p>1.2.3.1.4.2</p>
 <p>1. 2. 3. </p>	<p>1. 2x4 studs spaced 16"o.c. and staggered 8"o.c. on 2x6 plates. 2. 1/2" gypsum board screwed 12"o.c. 3. 2 1/4" thick sound attenuation blanket.</p>	<p>... Geiger and Hamme OC-2FC 1972 16f Owens/Corning Fiberglas</p>	<p>48</p>	<p>1.2.3.1.4.3</p>
 <p>1. 2. 3. </p>	<p>1. 2x4 studs spaced 16"o.c. and staggered 8"o.c. on 2x6 plates. 2. 1/2" gypsum board screwed 12"o.c. 3. 3 1/2" thick sound attenuation blanket.</p>	<p>... Geiger and Hamme OC-4FC 1972 16f Owens/Corning Fiberglas</p>	<p>49</p>	<p>1.2.3.1.4.4</p>
 <p>1. 2. 3. </p>	<p>1. 2x4 studs spaced 16"o.c. and staggered 8"o.c. on 2x6 plates. 2. 1/2" gypsum board screwed 12"o.c. 3. 2 1/4" thick sound attenuation blankets in both stud cavities.</p>	<p>... Geiger and Hamme OC-1FC 1972 16f Owens/Corning Fiberglas</p>	<p>49</p>	<p>1.2.3.1.4.5</p>
 <p>1. 2. 3. </p>	<p>1. 2x4 studs spaced 16"o.c. and staggered 8"o.c. on 2x6 plates. 2. 1/2" gypsum board screwed 12"o.c. 3. 3 1/2" thick sound attenuation blankets in both stud cavities.</p>	<p>... Geiger and Hamme OC-5FC 1972 16f Owens/Corning Fiberglas</p>	<p>51</p>	<p>1.2.3.1.4.6</p>

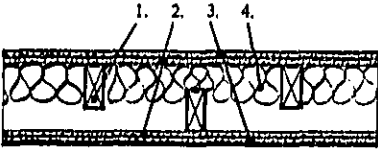
Sketch	...	Laboratory Test Number Year Frequencies Tested Source of Data	STC	Section Number
	...	Owens/Corning Fiberglas OCF W-44-69 1969 16f Owens/Corning Fiberglas	42	1.2.3.1.4.7
	...	National Research Council of Canada NRC #66 1966 16f National Research Council of Canada	46	1.2.3.1.4.8
	...	Owens/Corning Fiberglas OCF W-50-69 1969 16f Owens/Corning Fiberglas	49	1.2.3.1.4.9
	...	Owens/Corning Fiberglas OCF W-49-69 1969 16f Owens/Corning Fiberglas	49	1.2.3.1.4.10
	...	Owens/Corning Fiberglas OCF 447 1966 16f Owens/Corning Fiberglas	48	1.2.3.1.4.11

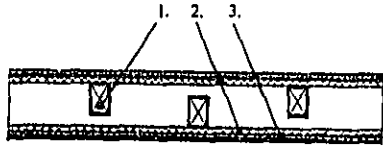
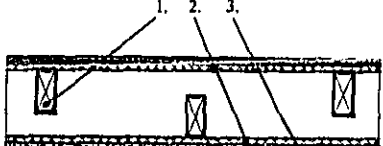
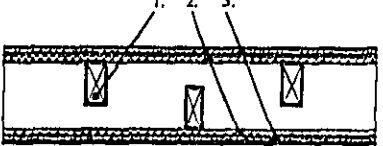
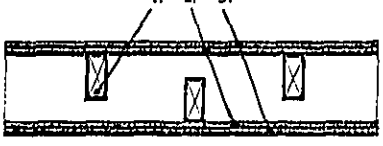
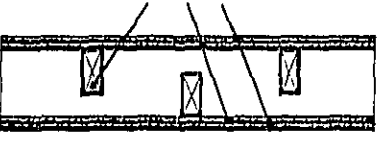
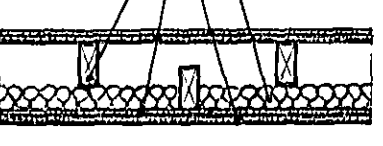
Sketch	...	Laboratory Test Number Year Frequencies Tested Source of Data	STC	Section Number
	...	National Bureau of Standards NBS #243 NA 11f Domtar Gypsum America Inc.	44	1.2.3.1.5.1
	...	Owens/Corning Fiberglas OCF W-58-69 1969 16f Owens/Corning Fiberglas	43	1.2.3.1.5.2
	...	Owens/Corning Fiberglas OCF 443 1966 16f Owens/Corning Fiberglas	46	1.2.3.1.5.3
	...	Owens/Corning Fiberglas OCF 441 1966 16f Owens/Corning Fiberglas	47	1.2.3.1.5.4
	...	Owens/Corning Fiberglas OCF W-57-69 1969 16f Owens/Corning Fiberglas	46	1.2.3.1.5.5
	...	Owens/Corning Fiberglas OCF 444 1966 16f Owens/Corning Fiberglas	47	1.2.3.1.5.6


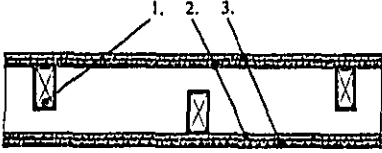
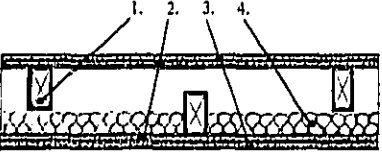
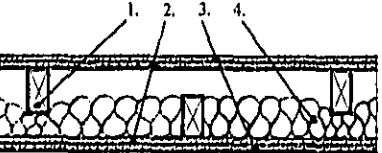
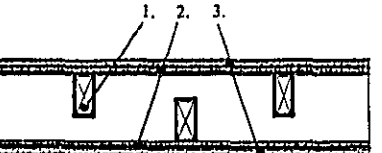
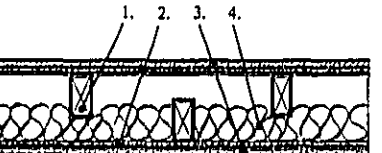
Sketch	Brief Description	... Laboratory Test Number Year Frequencies Tested Source of Data	STC	Section Number
	<p>1. 2x4 studs spaced 16"o.c. and staggered 8"o.c. on 2x6 plates. 2. 5/8" type X gypsum board screwed 12"o.c. 3. 3" thick sound attenuation blankets in each stud cavity</p>	<p>... Owens/Corning Fiberglas OCF 439 1966 16f Owens/Corning Fiberglas</p>	48	1.2.3.1.5.7
	<p>1. 2x4 studs spaced 24"o.c. and staggered 12"o.c. on 2x6 plates. 2. 5/8" gypsum board screwed to studs.</p>	<p>... National Research Council of Canada NRC #66 1968 16f National Research Council of Canada</p>	39	1.2.3.1.5.8
	<p>1. 2x4 studs spaced 24"o.c. and staggered 12"o.c. on 2x6 plates. 2. 5/8" gypsum board screwed to studs. 3. 2" thick sound attenuation blanket.</p>	<p>... National Research Council of Canada NRC #66 1968 16f National Research Council of Canada</p>	46	1.2.3.1.5.9
	<p>1. 2x4 studs spaced 24"o.c. and staggered 12"o.c. on 2x6 plates. 2. 1/2" gypsum board screwed to studs. 3. 5/8" gypsum board screwed to studs. 4. 2" thick sound attenuation blanket.</p>	<p>... National Research Council of Canada NRC #66 1968 16f National Research Council of Canada</p>	46	1.2.3.1.5.10

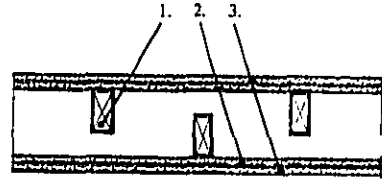
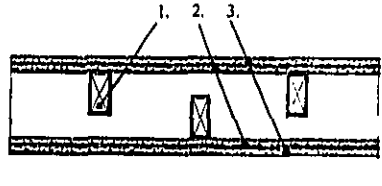
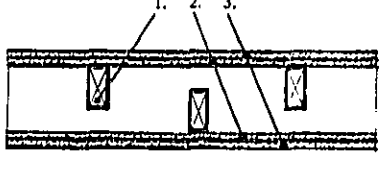
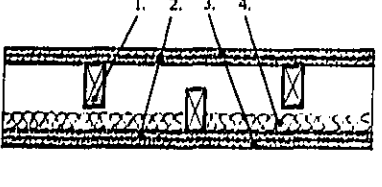
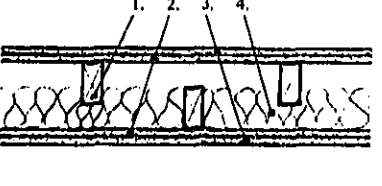
Sketch	...	Laboratory Test Number Year Frequencies Tested Source of Data	STC	Section Number
 <p>1. 2x4 studs spaced 16"o.c. and staggered 8"o.c. on 2x6 plates. 2. 1/4" gypsum board screwed 24"o.c. 3. 3/8" gypsum board screwed 12"o.c.</p>	...	Owens/Corning Fiberglas OCF W-60-69 1969 16f Owens/Corning Fiberglas	51	1.2.3.2.2.1
 <p>1. 2x4 studs spaced 16"o.c. and staggered 8"o.c. on 2x6 plates. 2. 1/4" gypsum board screwed 24"o.c. 3. 3/8" gypsum board screwed 12"o.c. 4. 1 1/2" thick sound attenuation blanket.</p>	...	Owens/Corning Fiberglas OCF W-63-69 1969 16f Owens/Corning Fiberglas	56	1.2.3.2.2.2

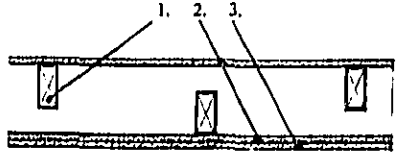
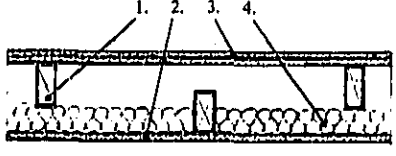

Sketch	Brief Description	Laboratory Test Number Year Frequencies Tested Sources of Data	STC	Section Number
 <p>1. 2. 3.</p>	<p>1. 2x4 studs spaced 24"o.c. and staggered 12"o.c. on 2x6 plates. 2. 3/8" plywood nailed with 6d nails 6"o.c. at edges and 12"o.c. in field. 3. 1/2" gypsum board nailed with 8d nails 12"o.c.</p>	<p>... Kodaras Acoustical Labs. 262-4-65 1965 11f American Plywood Assn.</p>	46	1.2.3.2.3.1
 <p>1. 2. 3.</p>	<p>1. 2x4 studs spaced 24"o.c. and staggered 12"o.c. on 2x6 plates. 2. 3/8" plywood nailed with 6d nails 6"o.c. at edges and 12"o.c. in field. 3. 5/8" gypsum board laminated with 3/8" beads of adhesive 16"o.c. and around perimeter.</p>	<p>... Kodaras Acoustical Labs. 262-5-65 1965 11f American Plywood Assn.</p>	47	1.2.3.2.3.2
 <p>1. 2. 3. 4.</p>	<p>1. 2x4 studs spaced 16"o.c. and staggered 8"o.c. on 2x6 plates. 2. 3/8" gypsum board screwed 24"o.c. 3. 1/4" gypsum board screwed 12"o.c. 4. 3 1/2" thick sound attenuation blanket.</p>	<p>... Owens/Corning Fiberglas OCF W-64-69 1969 16f Owens/Corning Fiberglas</p>	55	1.2.3.2.3.3
 <p>1. 2. 3.</p>	<p>1. 2x4 studs spaced 16"o.c. and staggered 8"o.c. on 2x6 plates. 2. 3/8" gypsum board nailed with 5d nails 24"o.c. to studs only. 3. 1/2" gypsum board nailed with 8d nails 12"o.c. at edges and 24"o.c. in field.</p>	<p>... Kaiser Gypsum KG-291 1965 11f Domtar Gypsum America Inc.</p>	50	1.2.3.2.3.4
 <p>1. 2. 3. 4.</p>	<p>1. 2x4 studs spaced 16"o.c. and staggered 8"o.c. on 2x6 plates. 2. 3/8" gypsum board nailed with 5d nails 24"o.c. to studs only. 3. 1/2" gypsum board nailed with 8d nails 12"o.c. at edges and 24"o.c. in field. 4. 1 1/2" thick sound attenuation blanket.</p>	<p>... Kaiser Gypsum KG-292 1965 11f Domtar Gypsum America Inc.</p>	54	1.2.3.2.3.5
 <p>1. 2. 3.</p>	<p>1. 2x4 studs spaced 16"o.c. and staggered 8"o.c. on 2x6 plates. 2. 3/8" gypsum board nailed with 5d nails 24"o.c. to studs only. 3. 5/8" gypsum board nailed with 8d nails 12"o.c. at edges and 24"o.c. in field.</p>	<p>... Kaiser Gypsum KG-206 1965 11f Domtar Gypsum America Inc.</p>	50	1.2.3.2.3.6

Sketch	...	Laboratory Test Number Year Frequencies Tested Source of Data	STC	Section Number
 <p>1. 2x4 studs spaced 16"o.c. and staggered 8"o.c. on 2x6 plates. 2. 3/8" gypsum board nailed with 5d nails 24"o.c. to studs only. 3. 5/8" gypsum board nailed with 8d nails 12"o.c. at edges and 24"o.c. in field. 4. 3" thick sound attenuation blanket.</p>	...	Kaiser Gypsum RG-207 1965 11f Domtar Gypsum America Inc.	52	1.2.3.2.3.7

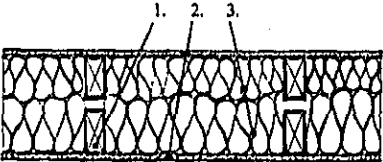
Sketch	Brief Description	Laboratory Test Number Year Frequencies Tested Source of Data	STC	Section Number
 <p>1. 2. 3.</p>	<p>1. 2x3 studs spaced 16"o.c. and staggered 8"o.c. on 2x4 plates. 2. 1/2" wood-fiber board nailed at corners with 5d nails. 3. 1/2" gypsum board nailed with 8d nails 12"o.c.</p>	<p>... Geiger and Hamme IBI-19FT 1964 11f Domtar Gypsum America Inc.</p>	<p>47</p>	<p>1.2.3.2.4.1</p>
 <p>1. 2. 3.</p>	<p>1. 2x4 studs spaced 24"o.c. and staggered 12"o.c. on 2x6 plates. 2. 1/2" wood-fiber board nailed at corners with 5d nails. 3. 1/2" gypsum board nailed with 8d nails 12"o.c.</p>	<p>... Geiger and Hamme IBI-11FT 1964 11f Domtar Gypsum America Inc.</p>	<p>50</p>	<p>1.2.3.2.4.2</p>
 <p>1. 2. 3.</p>	<p>1. 2x4 studs spaced 16"o.c. and staggered 8"o.c. on 2x6 plates. 2. 1/2" wood-fiber board nailed with 5d nails 12"o.c. 3. 5/8" gypsum board laminated with 6" wide strips of adhesive at vertical edges and at centerline.</p>	<p>... Geiger and Hamme IBI-22FT 1964 11f Domtar Gypsum America Inc.</p>	<p>51</p>	<p>1.2.3.2.4.3</p>
 <p>1. 2. 3.</p>	<p>1. 2x4 studs spaced 16"o.c. and staggered 8"o.c. on 2x6 plates. 2. 1/2" gypsum board nailed with 5d nails 24"o.c. to studs only. 3. 1/2" gypsum board nailed with 8d nails 12"o.c. at edges and 24"o.c. in field.</p>	<p>... Kaiser Gypsum KG-209 1965 11f Domtar Gypsum America Inc.</p>	<p>50</p>	<p>1.2.3.2.4.4</p>
 <p>1. 2. 3.</p>	<p>1. 2x4 studs spaced 16"o.c. and staggered 8"o.c. on 2x6 plates. 2. 1/2" type X gypsum board screwed 12"o.c. 3. 1/2" type X gypsum board screwed 12"o.c.</p>	<p>... Owens/Corning Fiberglas OCF W-56-69 1969 16f Owens/Corning Fiberglas</p>	<p>52</p>	<p>1.2.3.2.4.5</p>
 <p>1. 2. 3. 4.</p>	<p>1. 2x4 studs spaced 16"o.c. and staggered 8"o.c. on 2x6 plates. 2. 1/2" type X gypsum board screwed 12"o.c. 3. 1/2" type X gypsum board screwed 12"o.c. 4. 2" thick sound attenuation blanket.</p>	<p>... Owens/Corning Fiberglas OCF W-55-69 1969 16f Owens/Corning Fiberglas</p>	<p>54</p>	<p>1.2.3.2.4.6</p>

Sketch	Brief Description	Laboratory Test Number Year Frequencies Tested Source of Data	STC	Section Number
	<ol style="list-style-type: none"> 1. 2x4 studs spaced 16"o.c. and staggered 8"o.c. on 2x6 plates. 2. 1/2" gypsum board nailed with 5d nails 24"o.c. to studs only. 3. 1/2" gypsum board nailed with 8d nails 12"o.c. at edges and 24"o.c. in field. 4. 3" thick sound attenuation blanket. 	Kaiser Gypsum KG-208 1965 11f Domtar Gypsum America Inc.	51	1.2.3.2.4.7
	<ol style="list-style-type: none"> 1. 2x4 studs spaced 24"o.c. and staggered 12"o.c. on 2x6 plates. 2. 1/2" type X gypsum board screwed 12"o.c. 3. 1/2" type X gypsum board screwed 12"o.c. 	Owens/Corning Fiberglas OCF W-46-69 1969 16f Owens/Corning Fiberglas	52	1.2.3.2.4.8
	<ol style="list-style-type: none"> 1. 2x4 studs spaced 24"o.c. and staggered 12"o.c. on 2x6 plates. 2. 1/2" type X gypsum board screwed 12"o.c. 3. 1/2" type X gypsum board screwed 12"o.c. 4. 2" thick sound attenuation blanket. 	Owens/Corning Fiberglas OCF W-52-69 1969 16f Owens/Corning Fiberglas	56	1.2.3.2.4.9
	<ol style="list-style-type: none"> 1. 2x4 studs spaced 24"o.c. and staggered 12"o.c. on 2x6 plates. 2. 1/2" type X gypsum board screwed 12"o.c. 3. 1/2" type X gypsum board screwed 12"o.c. 4. 3 1/2" thick sound attenuation blanket. 	Owens/Corning Fiberglas OCF W-48-69 1969 16f Owens/Corning Fiberglas	55	1.2.3.2.4.10
	<ol style="list-style-type: none"> 1. 2x4 studs spaced 16"o.c. and staggered 8"o.c. on 2x6 plates. 2. 1/2" gypsum board nailed with 5d nails 24"o.c. to studs only. 3. 5/8" gypsum board nailed with 8d nails 12"o.c. at edges and 24"o.c. in field. 	Kaiser Gypsum KG-210 1965 11f Domtar Gypsum America Inc.	50	1.2.3.2.4.11
	<ol style="list-style-type: none"> 1. 2x4 studs spaced 16"o.c. and staggered 8"o.c. on 2x6 plates. 2. 1/2" gypsum board nailed with 5d nails 24"o.c. to studs only. 3. 5/8" gypsum board nailed with 8d nails 12"o.c. at edges and 24"o.c. in field. 4. 3" thick sound attenuation blanket. 	Kaiser Gypsum KG-212 1965 11f Domtar Gypsum America Inc.	51	1.2.3.2.4.12

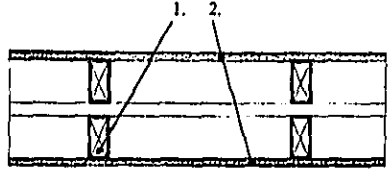
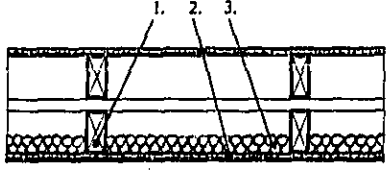
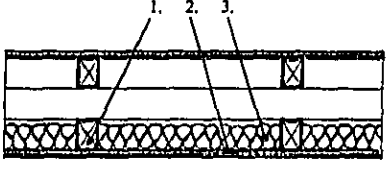
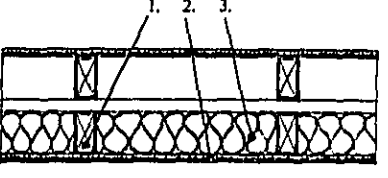
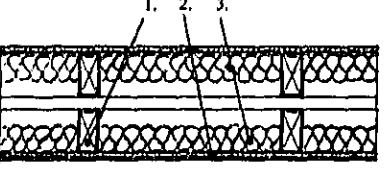
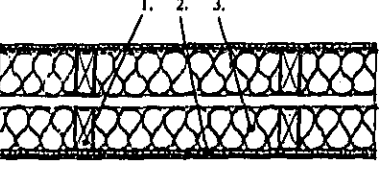
Sketch	Brief Description	Laboratory Test Number Year Tested Frequencies Tested Source of Data	STC	Section Number
	<ol style="list-style-type: none"> 1. 2x4 studs spaced 16"o.c. and staggered 8"o.c. on 2x6 plates. 2. 5/8" gypsum board nailed with 6d nails 6"o.c. 3. 5/8" gypsum board nailed with 8d nails 8"o.c. 	<p>... National Gypsum Co. NGC 2377 1970 16f Gypsum Association</p>	51	1.2.3.2.5.1
	<ol style="list-style-type: none"> 1. 2x4 studs spaced 16"o.c. and staggered 8"o.c. on 2x6 plates. 2. 5/8" gypsum board nailed with 6d nails 24"o.c. to studs only. 3. 5/8" gypsum board nailed with 8d nails 12"o.c. at edges and 24"o.c. in field. 	<p>... Kaiser Gypsum KG-213 1965 11f Domtar Gypsum America Inc.</p>	50	1.2.3.2.5.2
	<ol style="list-style-type: none"> 1. 2x4 studs spaced 16"o.c. and staggered 8"o.c. on 2x6 plates. 2. 5/8" gypsum board nailed with 6d nails 24"o.c. to studs and plates. 3. 5/8" gypsum board nailed with 8d nails 12"o.c. to studs and plates. 	<p>... Kaiser Gypsum KG-294 1965 11f Domtar Gypsum America Inc.</p>	50	1.2.3.2.5.3
	<ol style="list-style-type: none"> 1. 2x4 studs spaced 16"o.c. and staggered 8"o.c. on 2x6 plates. 2. 5/8" gypsum board nailed with 6d nails 24"o.c. to studs and plates. 3. 5/8" gypsum board nailed with 8d nails 12"o.c. to studs and plates. 4. 1 1/2" thick sound attenuation blanket. 	<p>... Kaiser Gypsum KG-293 1965 11f Domtar Gypsum America Inc.</p>	51	1.2.3.2.5.4
	<ol style="list-style-type: none"> 1. 2x4 studs spaced 16"o.c. and staggered 8"o.c. on 2x6 plates. 2. 5/8" gypsum board nailed with 6d nails 6"o.c. 3. 5/8" gypsum board nailed with 8d nails 8"o.c. 4. 3 1/2" thick sound attenuation blanket. 	<p>... National Gypsum Co. NGC 2376 1970 16f National Gypsum Co.</p>	53	1.2.3.2.5.5

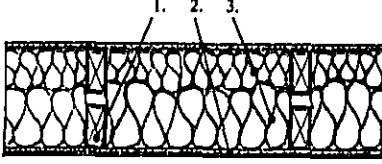
Sketch	...	Laboratory Test Number Year Frequencies Tested Source of Data	STC	Section Number
	...	Owens/Corning Fiberglas OCF W-45-69 1969 16f Owens/Corning Fiberglas	47	1.2.3.5.4.1
	...	Owens/Corning Fiberglas OCF W-51-69 1969 16f Owens/Corning Fiberglas	52	1.2.3.5.4.2
	...	Owens/Corning Fiberglas OCF W-47-69 1969 16f Owens/Corning Fiberglas	53	1.2.3.5.4.3

Sketch	...	Laboratory Test Number Year Frequencies Tested Source of Data	STC	Section Number
<p>1. 2x4 studs spaced 24"o.c. and staggered 12"o.c. on 2x6 plates. 2. 3/8" plywood nailed with 6d nails 6"o.c. at edges and 12"o.c. in field. 3. 5/8" gypsum board laminated with 3/8" beads of adhesive 16"o.c. and around perimeter. 4. resilient channels, 24"o.c. 5. 5/8" gypsum board screwed to channels. 6. 3" thick sound attenuation blanket.</p>	...	Kodaras Acoustical Labs. 262-6-65 1965 11f American Plywood Assn.	50	1.2.3.5.1

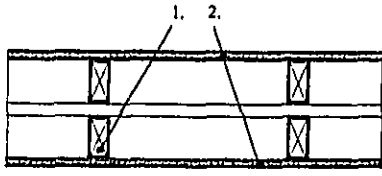
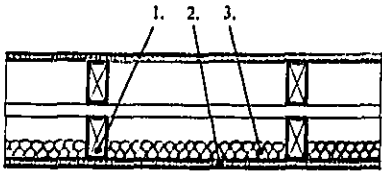
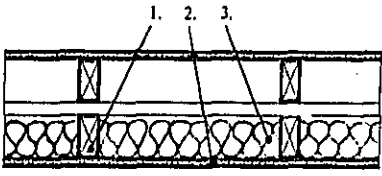
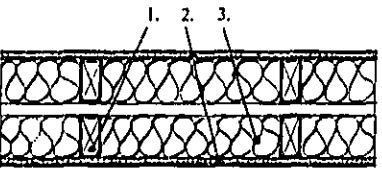
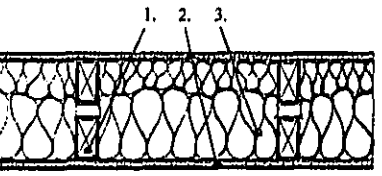
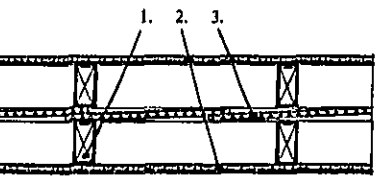
Sketch	...	Laboratory Test Number Year Frequencies Tested Source of Data	STC	Section Number
	...	Owens/Corning Fiberglas OCF 420 1966 16' Owens/Corning Fiberglas	54	1.2.4.1.3.1

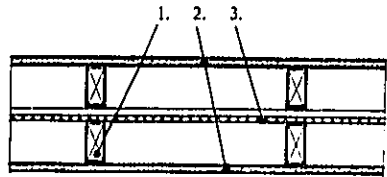
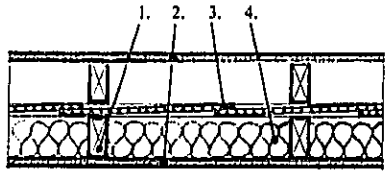
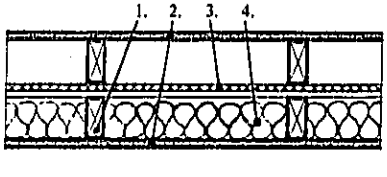
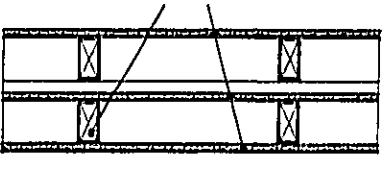
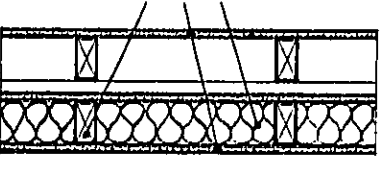
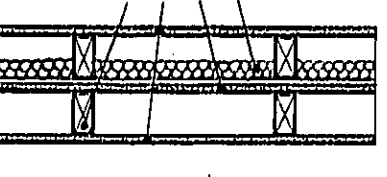
1. double row of 2x4 studs 16"o.c. on separate plates spaced 1" apart.
2. 3/8" type X gypsum board screwed 12"o.c.
3. one 3" thick sound attenuation blanket plus one 6" thick sound attenuation blanket.

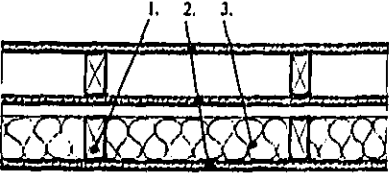
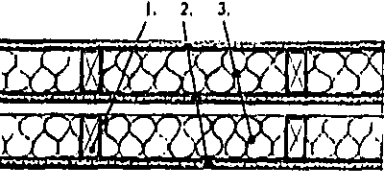
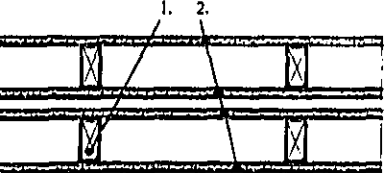
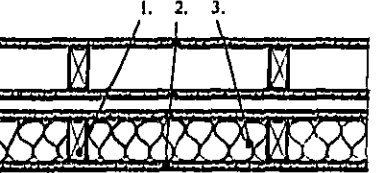
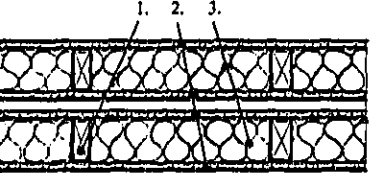
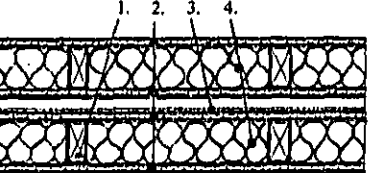
Sketch	Brief Description	Laboratory Test Number Year Frequencies Tested Source of Data	STC	Section Number
	<p>1. double row of 2x4 studs 16"o.c. on separate plates spaced 1" apart. 2. 1/2" type X gypsum board screwed 12"o.c.</p>	<p>... Owens/Corning Fiberglas OCF W-34-69 1969 16f Owens/Corning Fiberglas</p>	47	1.2.4.1.4.1
	<p>1. double row of 2x4 studs 16"o.c. on separate plates spaced 1" apart. 2. 1/2" type X gypsum board screwed 12"o.c. 3. 1 1/2" thick sound attenuation blanket.</p>	<p>... Owens/Corning Fiberglas OCF W-35-69 1969 16f Owens/Corning Fiberglas</p>	55	1.2.4.1.4.2
	<p>1. double row of 2x3 studs 16"o.c. on 2x3 plates spaced 2 1/2" apart. 2. 1/2" gypsum board screwed 16"o.c. 3. 2 1/4" thick sound attenuation blanket.</p>	<p>... Riverbank Acoustical Labs. TL75-84 1975 16f U.S. Dept. of Agriculture</p>	55	1.2.4.1.4.3
	<p>1. double row of 2x4 studs 16"o.c. on separate plates spaced 1" apart. 2. 1/2" type X gypsum board screwed 12"o.c. 3. 3 1/2" thick sound attenuation blanket.</p>	<p>... Owens/Corning Fiberglas OCF W-29-69 1969 16f Owens/Corning Fiberglas</p>	56	1.2.4.1.4.4
	<p>1. double row of 2x4 studs 16"o.c. on separate plates spaced 1" apart. 2. 1/2" gypsum board screwed 12"o.c. 3. 2 1/4" thick sound attenuation blankets in both stud cavities.</p>	<p>... Geiger and Hamme OC-13FC 1973 16f Owens/Corning Fiberglas</p>	56	1.2.4.1.4.5
	<p>1. double row of 2x4 studs 16"o.c. on separate plates spaced 1" apart. 2. 1/2" type X gypsum board screwed 12"o.c. 3. 3 1/2" thick sound attenuation blankets in both stud cavities.</p>	<p>... Owens/Corning Fiberglas OCF W-28-69 1969 16f Owens/Corning Fiberglas</p>	59	1.2.4.1.4.6

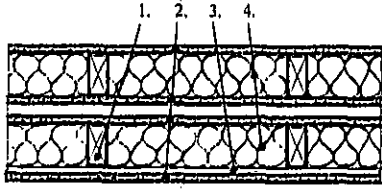
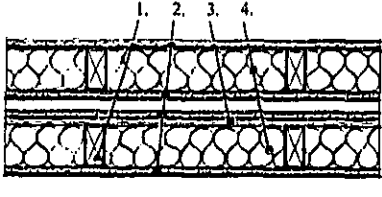
Sketch	...	Laboratory Test Number Year Frequencies Tested Source of Data	STC	Section Number
 <p>1. 2. 3.</p>	...	Owens/Corning Fiberglas OCF 419 1966 16f Owens/Corning Fiberglas	58	1.2.4.1.4.7

1. double row of 2x4 studs 16"o.c. on separate plates spaced 1" apart.
2. 1/2" type X gypsum board screwed 12"o.c.
3. one 3" thick sound attenuation blanket plus one 6" thick sound attenuation blanket.

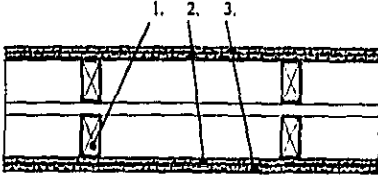
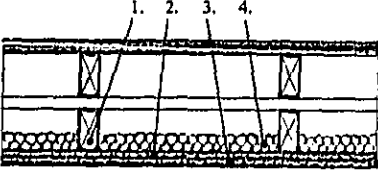
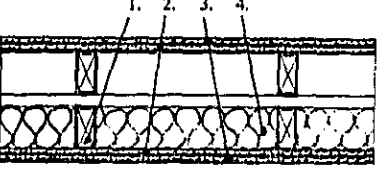
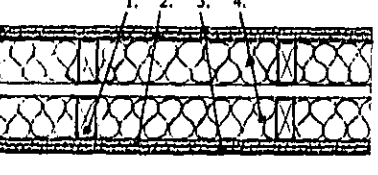
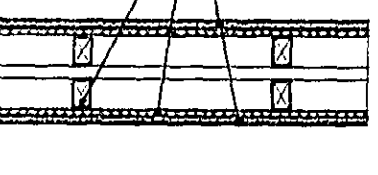
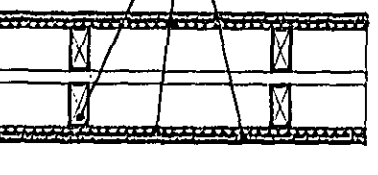
Sketch	...	Laboratory Test Number Year Frequencies Tested Source of Data	STC	Section Number
 <p>1. 2.</p>	...	Owens/Corning Fiberglas OCF W-43-69 1969 16f Owens/Corning Fiberglas	45	1.2.4.1.5.1
 <p>1. 2. 3.</p>	...	Owens/Corning Fiberglas OCF W-35-69 1969 16f Owens/Corning Fiberglas	53	1.2.4.1.5.2
 <p>1. 2. 3.</p>	...	Owens/Corning Fiberglas OCF 448 1967 16f Owens/Corning Fiberglas	56	1.2.4.1.5.3
 <p>1. 2. 3.</p>	...	Riverbank Acoustical Labs. TL75-83 1975 16f U.S. Dept. of Agriculture	57	1.2.4.1.5.4
 <p>1. 2. 3.</p>	...	Owens/Corning Fiberglas OCF 418 1966 16f Owens/Corning Fiberglas	59	1.2.4.1.5.5
 <p>1. 2. 3.</p>	...	Owens/Corning Fiberglas OCF 453 1967 16f Owens/Corning Fiberglas	52	1.2.4.1.5.6

Sketch	Brief Description	Laboratory Test Number Year Frequencies Tested Source of Data	STC	Section Number
	<ol style="list-style-type: none"> double row of 2x4 studs 16"o.c. on separate plates spaced 1" apart. 5/8" type X gypsum board screwed 12"o.c. 1/2" wood-fiber board screwed to studs. 	Owens/Corning Fibreglas OCF 455 1967 16f Owens/Corning Fibreglas	52	1.2.4.1.5.7
	<ol style="list-style-type: none"> double row of 2x4 studs 16"o.c. on separate plates spaced 1" apart. 5/8" type X gypsum board screwed 12"o.c. 1/2" wood-fiber board, free-standing in stud cavity. 3" thick sound attenuation blanket. 	Owens/Corning Fibreglas OCF 454 1967 16f Owens/Corning Fibreglas	58	1.2.4.1.5.8
	<ol style="list-style-type: none"> double row of 2x4 studs 16"o.c. on separate plates spaced 1" apart. 5/8" type X gypsum board screwed to studs. 1/2" wood-fiber board screwed to studs. 3" thick sound attenuation blanket. 	Owens/Corning Fibreglas OCF 456 1967 16f Owens/Corning Fibreglas	58	1.2.4.1.5.9
	<ol style="list-style-type: none"> double row of 2x4 studs 16"o.c. on 2x4 plates and spaced 1 5/8" apart. 5/8" type X gypsum board screwed 12"o.c. 	Geiger and Hamme OC-8FC 1972 16f Owens/Corning Fibreglas	45	1.2.4.1.5.10
	<ol style="list-style-type: none"> double row of 2x4 studs 16"o.c. on 2x4 plates and spaced 1 5/8" apart. 5/8" type X gypsum board screwed 12"o.c. 3 1/2" thick sound attenuation blanket. 	Geiger and Hamme OC-7FC 1972 16f Owens/Corning Fibreglas	45	1.2.4.1.5.11
	<ol style="list-style-type: none"> double row of 2x4 studs 16"o.c. on separate plates spaced 1" apart. 5/8" type X gypsum board screwed 12"o.c. 5/8" type X gypsum board screwed to studs. 1 1/2" thick sound attenuation blanket. 	Owens/Corning Fibreglas OCF 452 1966 16f Owens/Corning Fibreglas	54	1.2.4.1.5.12

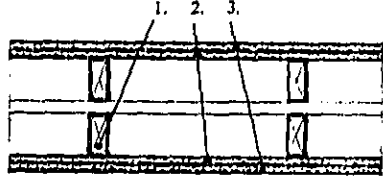
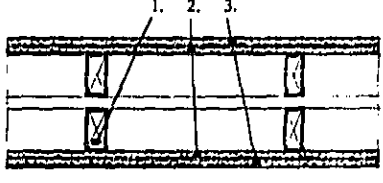
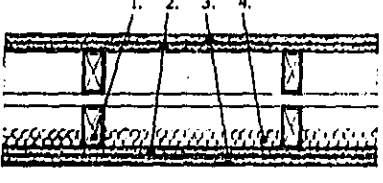
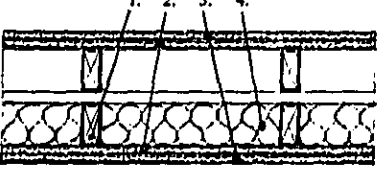
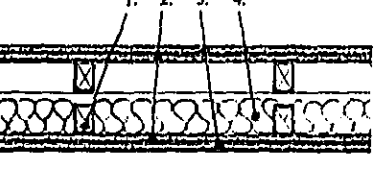
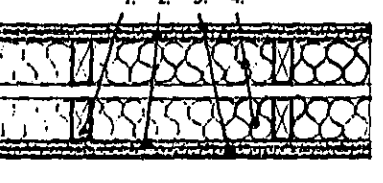
Sketch	Brief Description	Laboratory Test Number Year Frequencies Tested Source of Data	STC	Section Number
	<ol style="list-style-type: none"> 1. double row of 2x4 studs 16"o.c. on 2x4 plates spaced 1 5/8" apart. 2. 5/8" type X gypsum board screwed 12"o.c. 3. 3 1/2" thick sound attenuation blanket. 	... Geiger and Hamme OC-9FC 1972 16f Owens/Corning Fiberglas	52	1.2.4.1.5.13
	<ol style="list-style-type: none"> 1. double row of 2x4 studs 16"o.c. on separate plates spaced 1" apart. 2. 5/8" type X gypsum board screwed 12"o.c. 3. 3 1/2" thick sound attenuation blankets in both stud cavities. 	... Geiger and Hamme OC-6FC 1972 16f Owens/Corning Fiberglas	53	1.2.4.1.5.14
	<ol style="list-style-type: none"> 1. double row of 2x4 studs 16"o.c. on separate plates spaced 2 1/4" apart. 2. 5/8" type X gypsum board screwed 12"o.c. 	... Geiger and Hamme OC-12FC 1972 16f Owens/Corning Fiberglas	41	1.2.4.1.5.15
	<ol style="list-style-type: none"> 1. double row of 2x4 studs 16"o.c. on separate plates and spaced 2 1/4" apart. 2. 5/8" type X gypsum board screwed 12"o.c. 3. 3 1/2" thick sound attenuation blanket. 	... Geiger and Hamme OC-11FC 1972 16f Owens/Corning Fiberglas	44	1.2.4.1.5.16
	<ol style="list-style-type: none"> 1. double row of 2x4 studs 16"o.c. on separate plates spaced 2 1/4" apart. 2. 5/8" type X gypsum board screwed 12"o.c. 3. 3 1/2" thick sound attenuation blankets in both stud cavities. 	... Geiger and Hamme OC-10FC 1972 16f Owens/Corning Fiberglas	44	1.2.4.1.5.17
	<ol style="list-style-type: none"> 1. double row of 2x4 studs 16"o.c. on separate plates spaced 2 1/2" apart. 2. 5/8" type X gypsum board screwed 12"o.c. 3. 1/4" gypsum board screwed to studs. 4. 3 1/2" thick sound attenuation blankets in both stud cavities. 	... Owens/Corning Fiberglas OCF W-15-77 1977 16f Owens/Corning Fiberglas	45	1.2.4.1.5.18

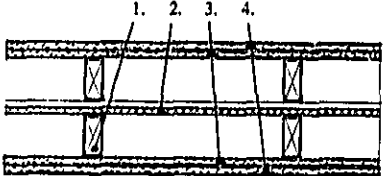
Sketch	...	Laboratory Test Number Year Frequencies Tested Source of Data	STC	Section Number
	...	Owens/Corning Fiberglas OCF W-14-77 1977 16f Owens/Corning Fiberglas	50	1.2.4.1.5.19
	...	Owens/Corning Fiberglas OCF W-13-77 1977 16f Owens/Corning Fiberglas	51	1.2.4.1.5.20

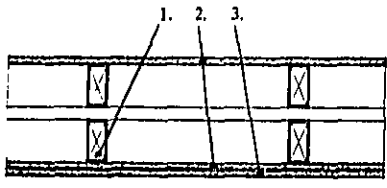
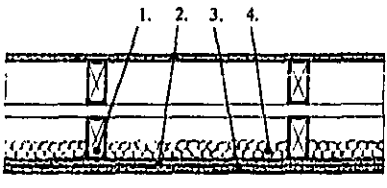
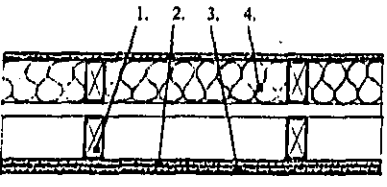
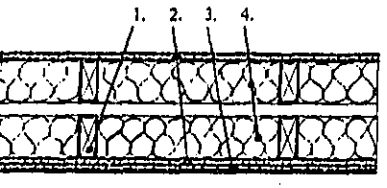
Sketch	Brief Description	...	Laboratory Test Number Year Frequencies Tested Source of Data	STC	Section Number
	<ol style="list-style-type: none"> 1. double row of 2x4 studs 16"o.c. on separate plates spaced 1" apart. 2. 1/4" gypsum board nailed with 4d nails 12"o.c. 3. 1/2" type X gypsum board laminated 16"o.c. and nailed with 5d nails 16"o.c. to plates. 4. 1 1/2" thick sound attenuation blanket. 	...	Geiger and Hamme BW-32ST 1968 16f Gypsum Association	52	1.2.4.2.2.1

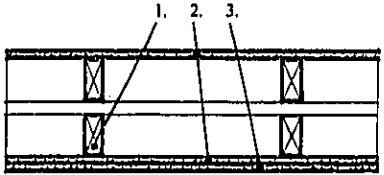
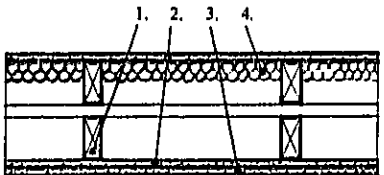
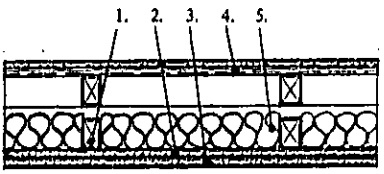
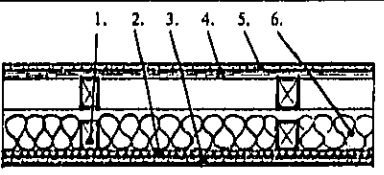
Sketch	Brief Description	Laboratory Test Number Year Frequencies Tested Source of Data	STC	Section Number
	<ol style="list-style-type: none"> 1. double row of 2x4 studs 16"o.c. on separate plates spaced 1" apart. 2. 1/2" type X gypsum board screwed 12"o.c. 3. 1/2" type X gypsum board screwed 12"o.c. 	<p>...</p> <p>Owens/Corning Fiberglas OCF W-33-69 1969 16f Owens/Corning Fiberglas</p>	56	1.2.4.2.4.1
	<ol style="list-style-type: none"> 1. double row of 2x4 studs 16"o.c. on separate plates spaced 1" apart. 2. 1/2" type X gypsum board screwed 12"o.c. 3. 1/2" type X gypsum board screwed 12"o.c. 4. 1 1/2" thick sound attenuation blanket. 	<p>...</p> <p>Owens/Corning Fiberglas OCF W-37-69 1969 16f Owens/Corning Fiberglas</p>	62	1.2.4.2.4.2
	<ol style="list-style-type: none"> 1. double row of 2x4 studs 16"o.c. on separate plates spaced 1" apart. 2. 1/2" type X gypsum board screwed 12"o.c. 3. 1/2" type X gypsum board screwed 12"o.c. 4. 3 1/2" thick sound attenuation blanket. 	<p>...</p> <p>Geiger and Hamme OC-14FC 1973 16f Owens/Corning Fiberglas</p>	63	1.2.4.2.4.3
	<ol style="list-style-type: none"> 1. double row of 2x4 studs 16"o.c. on separate plates spaced 1" apart. 2. 1/2" type X gypsum board screwed 12"o.c. 3. 1/2" type X gypsum board screwed 12"o.c. 4. 3 1/2" thick sound attenuation blankets in both stud cavities. 	<p>...</p> <p>Owens/Corning Fiberglas OCF W-27-69 1969 16f Owens/Corning Fiberglas</p>	63	1.2.4.2.4.4
	<ol style="list-style-type: none"> 1. double row of 2x3 studs 16"o.c. on 2x3 plates spaced 1" apart. 2. 1/2" wood-fiber board nailed with 5d nails 12"o.c. 3. 5/8" gypsum board nailed with 8d nails 8"o.c. 	<p>...</p> <p>Geiger and Hamme KG-8FT 1964 11f Domtar Gypsum America Inc.</p>	53	1.2.4.2.4.5
	<ol style="list-style-type: none"> 1. double row of 2x4 studs 16"o.c. on separate plates spaced 1" apart. 2. 1/2" wood-fiber board nailed with 5d nails 12"o.c. 3. 5/8" gypsum board nailed with 8d nails 8"o.c. 	<p>...</p> <p>Geiger and Hamme IBI-25FT 1964 11f Domtar Gypsum America Inc.</p>	50	1.2.4.2.4.6

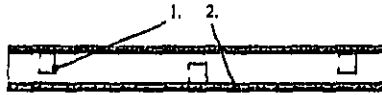
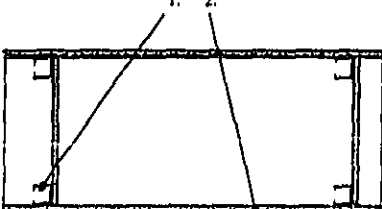
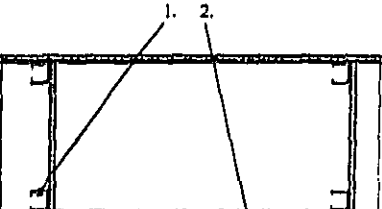
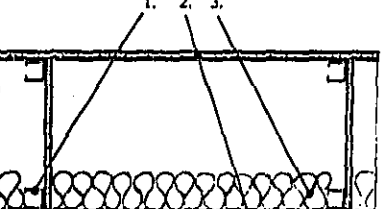
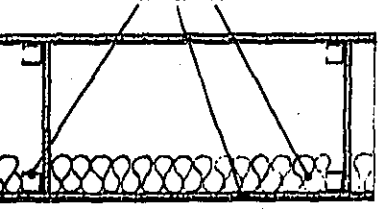
Sketch	...	Laboratory Test Number Year Frequencies Tested Source of Data	STC	Section Number
	...	Riverbank Acoustical Labs. TL 71-233 1971 16f U.S. Dept. of Agriculture	60	1.2.4.2.4.7
	...	Kaiser Gypsum KG-233 1965 11f Domtar Gypsum America Inc.	54	1.2.4.2.4.8
	...	Riverbank Acoustical Labs. TL 73-224 1973 16f Gypsum Association	57	1.2.4.2.4.9

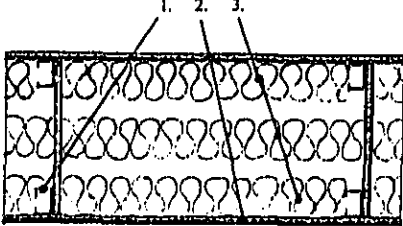
Sketch	...	Laboratory Test Number Year Frequencies Tested Source of Data	STC	Section Number
	...	Kaiser Gypsum KG-229 1965 11f Domtar Gypsum America Inc.	54	1.2.4.2.5.1
	...	Owens/Corning Fiberglas OCF W-42-69 1969 16f Owens/Corning Fiberglas	58	1.2.4.2.5.2
	...	Owens/Corning Fiberglas OCF W-40-69 1969 16f Owens/Corning Fiberglas	62	1.2.4.2.5.3
	...	National Gypsum Co. NGC 3056 1970 16f Gypsum Association	58	1.2.4.2.5.4
	...	Riverbank Acoustical Labs. TL 71-255 1971 16f U.S. Dept. of Agriculture	59	1.2.4.2.5.5
	...	Riverbank Acoustical Labs. TL 75-82 1975 16f U.S. Dept. of Agriculture	63	1.2.4.2.5.6

Sketch	Brief Description	...	Laboratory Test Number Year Frequencies Tested Source of Data	STC	Section Number
 <p>1. 2. 3. 4.</p>	<p>1. double row of 2x4 studs 16"o.c. on separate plates spaced 1" apart. 2. 1/2" wood-fiber board nailed with 5d nails at corners and center of each board. 3. 5/8" gypsum board nailed with 5d nails 24"o.c. to studs only. 4. 5/8" gypsum board nailed with 8d nails 12"o.c. at edges and 24"o.c. in field.</p>	...	Cedar Knolls Acoustical Labs. 654-23 1965 11f Domtar Gypsum America Inc.	56	1.2.4.2.5.7

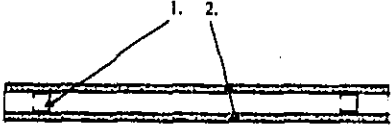
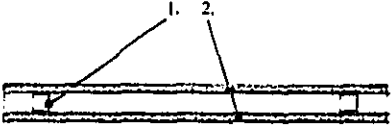
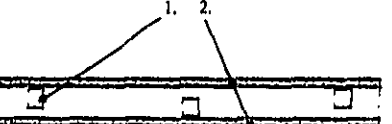
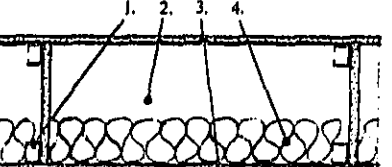
Sketch	Brief Description	Laboratory Test Number Year Frequencies Tested Source of Data	STC	Section Number
	<ol style="list-style-type: none"> 1. double row of 2x4 studs 16"o.c. on separate plates spaced 1" apart. 2. 1/2" type X gypsum board screwed 12"o.c. 3. 1/2" type X gypsum board screwed 12"o.c. 	<p>...</p> <p>Owens/Corning Fiberglas OCF W-32-69 1969 16f Owens/Corning Fiberglas</p>	<p>52</p>	<p>1.2.4.5.5.1</p>
	<ol style="list-style-type: none"> 1. double row of 2x4 studs 16"o.c. on separate plates spaced 1" apart. 2. 1/2" type X gypsum board screwed 12"o.c. 3. 1/2" type X gypsum board screwed 12"o.c. 4. 1 1/2" thick sound attenuation blanket. 	<p>...</p> <p>Owens/Corning Fiberglas OCF W-36-69 1969 16f Owens/Corning Fiberglas</p>	<p>59</p>	<p>1.2.4.5.5.2</p>
	<ol style="list-style-type: none"> 1. double row of 2x4 studs 16"o.c. on separate plates spaced 1" apart. 2. 1/2" type X gypsum board screwed 12"o.c. 3. 1/2" type X gypsum board screwed 12"o.c. 4. 3 1/2" thick sound attenuation blanket. 	<p>...</p> <p>Owens/Corning Fiberglas OCF W-30-69 1969 16f Owens/Corning Fiberglas</p>	<p>60</p>	<p>1.2.4.5.5.3</p>
	<ol style="list-style-type: none"> 1. double row of 2x4 studs 16"o.c. on separate plates spaced 1" apart. 2. 1/2" type X gypsum board screwed 12"o.c. 3. 1/2" type X gypsum board screwed 12"o.c. 4. 3 1/2" thick sound attenuation blankets in both stud cavities. 	<p>...</p> <p>Owens/Corning Fiberglas OCF W-26-69 1969 16f Owens/Corning Fiberglas</p>	<p>61</p>	<p>1.2.4.5.5.4</p>


Sketch	...	Laboratory Test Number Year Frequencies Tested Source of Data	STC	Section Number
	...	Owens/Corning Fiberglas OCF W-41-69 1969 16f Owens/Corning Fiberglas	52	1.2.4.5.6.1
	...	Owens/Corning Fiberglas OCF W-39-69 1969 16f Owens/Corning Fiberglas	59	1.2.4.5.6.2
	...	Riverbank Acoustical Labs. TL 71-278 1971 16f U.S. Dept. of Agriculture	57	1.2.4.5.6.3
	...	Riverbank Acoustical Labs. TL 71-243 1971 16f U.S. Dept. of Agriculture	58	1.2.4.5.6.4

Sketch	...	Laboratory Test Number Year Frequencies Tested Source of Data	STC	Section Number
	...	National Research Council of Canada NRC #66 1968 16f National Research Council of Canada	34	1.3.1.1.4.1
	...	Owens/Corning Fiberglas OCF W-3-68 1968 16f Owens/Corning Fiberglas	42	1.3.1.1.4.2
	...	Owens/Corning Fiberglas OCF W-7-68 1968 16f Owens/Corning Fiberglas	43	1.3.1.1.4.3
	...	Owens/Corning Fiberglas OCF W-4-68 1968 16f Owens/Corning Fiberglas	52	1.3.1.1.4.4
	...	Owens/Corning Fiberglas OCF W-8-68 1968 16f Owens/Corning Fiberglas	53	1.3.1.1.4.5

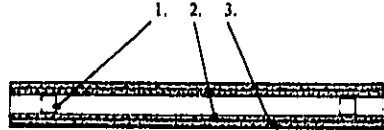
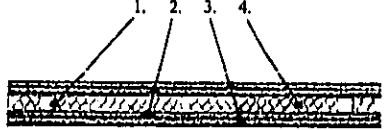
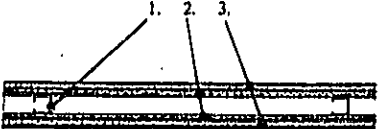
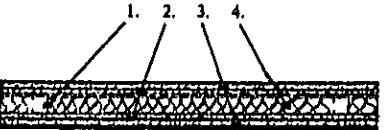
Sketch	...	Laboratory Test Number Year Frequencies Tested Source of Data	STC	Section Number
	...	Owens/Corning Fiberglas OCF W-10-68 1968 16f Owens/Corning Fiberglas	55	1.3.1.1.4.6

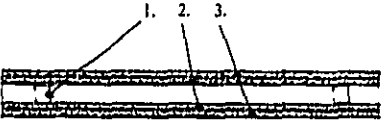
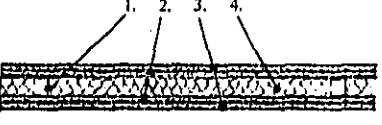
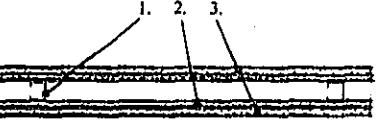
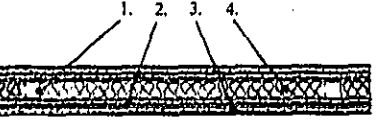
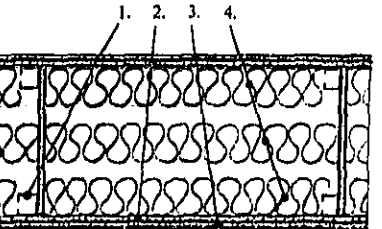
1. double row of 1 5/8" metal studs 24" o.c. in separate tracks and braced at midpoints with 12"x12"x1/2" pieces of gypsum board.
2. 1/2" type X gypsum board screwed to studs.
3. three layers of 3" thick sound attenuation blankets.

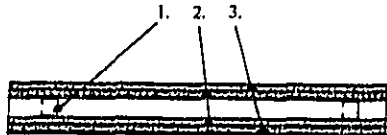

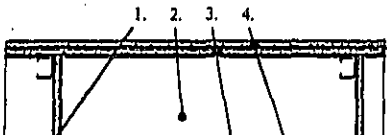

Sketch	Brief Description	Laboratory Test Number Year Frequencies Tested Source of Data	STC	Section Number
	<ol style="list-style-type: none"> 1. 1 5/8" metal studs, 24" o.c. 2. 5/8" gypsum board screwed 12" o.c. at edges and 24" o.c. in field. 	... Kaiser Gypsum KG-23 1963 11f Domtar Gypsum America Inc.	37	1.3.1.1.5.1
	<ol style="list-style-type: none"> 1. 1 5/8" metal studs, 24" o.c. 2. 5/8" type X gypsum board screwed 8" o.c. at edges and 12" o.c. in field. 	... Riverbank Acoustical Labs. TL 64-244 1964 11f Gypsum Association	39	1.3.1.1.5.2
	<ol style="list-style-type: none"> 1. 1 5/8" metal studs spaced 24" o.c. and staggered 12" o.c. on 2 1/2" metal channels. 2. 5/8" gypsum board screwed to studs. 	... National Research Council of Canada NRC #66 1968 16f National Research Council of Canada	38	1.3.1.1.5.3
	<ol style="list-style-type: none"> 1. 1 5/8" metal studs spaced 24" o.c. set in separate runners and crossbraced at third points of studs with 12"x9 1/2"x1/2" pieces of gypsum board. 2. 9 1/2" air space. 3. 5/8" type X gypsum board screwed to studs at edges and 12" o.c. in field. 4. 3 1/2" thick sound attenuation blanket. 	... Riverbank Acoustical Labs. TL 76-155 1976 16f Gypsum Association	52	1.3.1.1.5.4

Sketch	...	Laboratory Test Number Year Frequencies Tested Source of Data	STC	Section Number
	...	Acoustical Consul- tants, Inc. 7-1152019c 1965 11f Gypsum Association	46	1.3.1.2.2.1

1. 1 5/8" metal studs, 24" o.c.
2. 1/4" gypsum board screwed 24" o.c. at edges and 36" o.c. in field.
3. 1/2" type X gypsum board screwed 12" o.c.

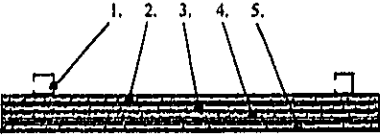
Sketch	Brief Description	...	Laboratory Test Number Year Frequencies Tested Source of Data	STC	Section Number
	<ol style="list-style-type: none"> 1. 1 5/8" metal studs, 24" o.c. 2. 3/8" gypsum board screwed 27" o.c. at edges and 54" o.c. in field. 3. 1/2" gypsum board screwed 12" o.c. at edges and 24" o.c. in field. 	...	Kaiser Gypsum KG-141 1964 11f Gypsum Association	43	1.3.1.2.3.1
	<ol style="list-style-type: none"> 1. 1 5/8" metal studs, 24" o.c. 2. 3/8" gypsum board screwed 27" o.c. at edges and 54" o.c. in field. 3. 1/2" gypsum board screwed 12" o.c. at edges and 24" o.c. in field. 4. 1 1/2" thick sound attenuation blanket. 	...	Kaiser Gypsum KG-145 1964 11f Domtar Gypsum America Inc.	48	1.3.1.2.3.2
	<ol style="list-style-type: none"> 1. 1 5/8" metal studs, 24" o.c. 2. 3/8" gypsum board screwed 27" o.c. at edges and 54" o.c. in field. 3. 5/8" gypsum board screwed 12" o.c. at edges and 24" o.c. in field. 	...	Kaiser Gypsum KG-142 1964 11f Domtar Gypsum America Inc.	44	1.3.1.2.3.3
	<ol style="list-style-type: none"> 1. 1 5/8" metal studs, 24" o.c. 2. 3/8" gypsum board screwed 27" o.c. at edges and 54" o.c. in field. 3. 5/8" gypsum board screwed 12" o.c. at edges and 24" o.c. in field. 4. 1 1/2" thick sound attenuation blanket. 	...	Kaiser Gypsum KG-188 1964 11f Domtar Gypsum America Inc.	51	1.3.1.2.3.4

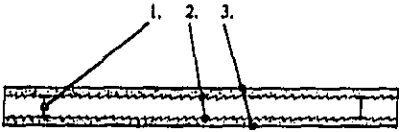
Sketch	Brief Description	Laboratory Test Number Year Frequencies Tested Source of Data	STC	Section Number
	<ol style="list-style-type: none"> 1. 1 5/8" metal studs, 24"o.c. 2. 1/2" gypsum board screwed 27"o.c. at edges and 54"o.c. in field. 3. 1/2" gypsum board screwed 12"o.c. at edges and 24"o.c. in field. 	... Kaiser Gypsum KG-374 1966 11f Gypsum Association	45	1.3.1.2.4.1
	<ol style="list-style-type: none"> 1. 1 5/8" metal studs, 24"o.c. 2. 1/2" type X gypsum board screwed 12"o.c. 3. 1/2" type X gypsum board screwed 12"o.c. 4. 1 1/2" thick sound attenuation blanket. 	... Acoustical Consultants, Inc. 1131a 1964 11f Gypsum Association	50	1.3.1.2.4.2
	<ol style="list-style-type: none"> 1. 1 5/8" metal studs, 24"o.c. 2. 1/2" gypsum board screwed 27"o.c. at edges and 54"o.c. in field. 3. 5/8" gypsum board screwed 12"o.c. at edges and 24"o.c. in field. 	... Kaiser Gypsum KG-190 1964 11f Domtar Gypsum America Inc.	46	1.3.1.2.4.3
	<ol style="list-style-type: none"> 1. 1 5/8" metal studs, 24"o.c. 2. 1/2" gypsum board screwed 27"o.c. at edges and 54"o.c. in field. 3. 5/8" gypsum board screwed 12"o.c. at edges and 24"o.c. in field. 4. 1 1/2" thick sound attenuation blanket. 	... Kaiser Gypsum KG-191 1964 11f Domtar Gypsum America Inc.	49	1.3.1.2.4.4
	<ol style="list-style-type: none"> 1. double row of 1 5/8" metal studs spaced 24"o.c. in separate tracks and braced at mid-points with 12"x12"x1/2" pieces of gypsum board. 2. 1/2" type X gypsum board screwed to studs. 3. 1/2" type X gypsum board screwed to studs. 4. 3 layers of 3" thick sound attenuation blankets. 	... Owens/Corning Fiberglas OCF W-12-68 1968 16f Owens/Corning Fiberglas	60	1.3.1.2.4.5

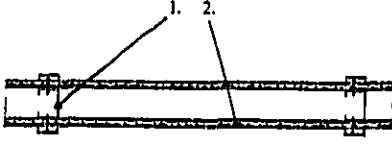
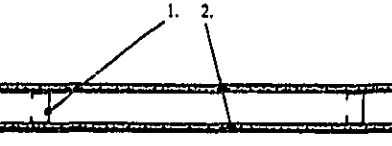
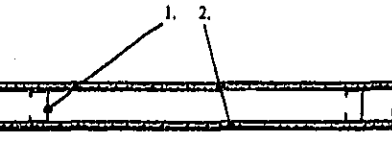
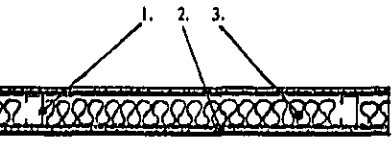
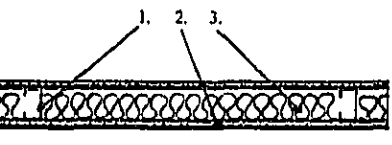
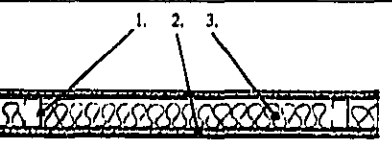
Sketch	Brief Description	Laboratory Test Number Year Frequencies Tested Source of Data	STC	Section Number
	<p>1. 1 5/8" metal studs, 24"o.c. 2. 5/8" gypsum board screwed 27"o.c. at edges and 54"o.c. in field. 3. 5/8" gypsum board screwed 12"o.c. at edges and 24"o.c. in field.</p>	<p>... Kaiser Gypsum KG-84 1964 11f Domtar Gypsum America Inc.</p>	46	1.3.1.2.5.1
	<p>1. 1 5/8" metal studs, 24"o.c. 2. 5/8" gypsum board screwed 27"o.c. at edges and 54"o.c. in field. 3. 5/8" gypsum board screwed 12"o.c. at edges and 24"o.c. in field. 4. 1 1/2" thick sound attenuation blanket.</p>	<p>... Kaiser Gypsum KG-85 1964 11f Domtar Gypsum America Inc.</p>	49	1.3.1.2.5.2
	<p>1. double row of 1 5/8" metal studs 24"o.c. set in separate runners and braced and third points of studs with 12"x9 1/2"x1/2" pieces of gypsum board. 2. 9 1/2" air space. 3. 5/8" type X gypsum board screwed to studs 8"o.c. at edges and 12"o.c. in field. 4. 5/8" type X gypsum board screwed to studs 8"o.c. at edges and 12"o.c. in field.</p>	<p>... Riverbank Acoustical Labs. TL 76-162 1976 16f Gypsum Association</p>	52	1.3.1.2.5.3
	<p>1. double row of 1 5/8" metal studs 24"o.c. set in separate runners and braced at third points of studs with 12"x9 1/2"x1/2" pieces of gypsum board. 2. 9 1/2" air space. 3. 5/8" type X gypsum board screwed to studs 8"o.c. at edges and 12"o.c. in field. 4. 5/8" type X gypsum board screwed to studs 8"o.c. at edges and 12"o.c. in field. 5. 3 1/2" thick sound attenuation blanket.</p>	<p>... Riverbank Acoustical Labs. TL 76-156 1976 16f Gypsum Association</p>	57	1.3.1.2.5.4

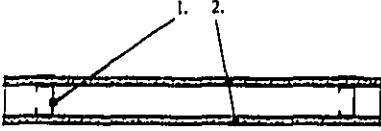
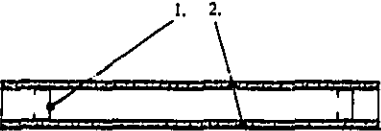
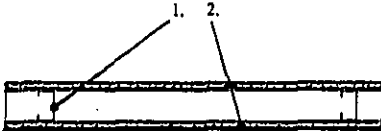
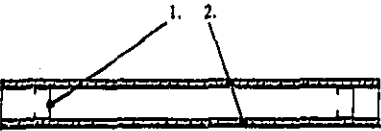
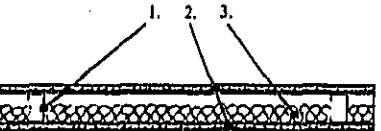
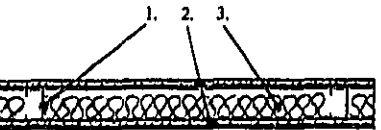
Sketch	...	Laboratory Test Number Year Frequencies Tested Source of Data	STC	Section Number
<p>1. 2. 3. 4.</p>	...	Owens/Corning Fiberglas OCF W-11-68 1968 16f Owens/Corning Fiberglas	59	1.3.1.5.4.1

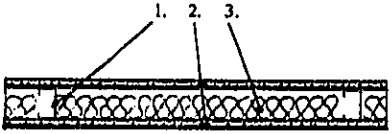
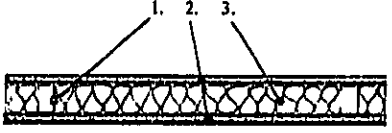
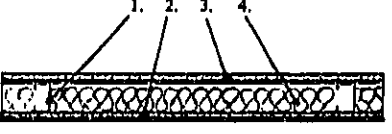
1. double row of 1 5/8" metal studs 24" o.c. in separate tracks and braced at midpoints with 12"x12"x1/2" pieces of gypsum board.
2. 1/2" type X gypsum board screwed to studs.
3. 1/2" type X gypsum board screwed to studs.
4. three layers of 3" thick sound attenuation blankets.

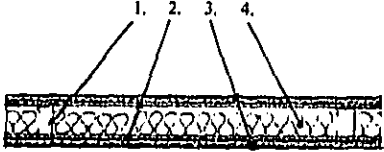

Sketch	...	Laboratory Test Number Year Frequencies Tested Source of Data	STC	Section Number
 <p>1. 1 5/8" metal studs, 24"o.c. 2. 5/8" type X gypsum board screwed to studs 12"o.c. 3. 5/8" type X gypsum board screwed to studs with 2 screws per board 4. 5/8" type X gypsum board screwed to studs 12"o.c. through 1 1/2" wide metal strips over studs. screwed to top and bottom tracks 24"o.c. 5. 5/8" type X gypsum board screwed to metal strips 8"o.c.</p>	...	Kaiser Gypsum KG-634 1970 16f Gypsum Association	36	1.3.1.5.5.1

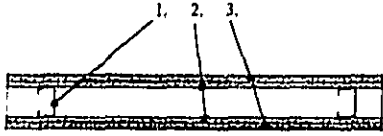
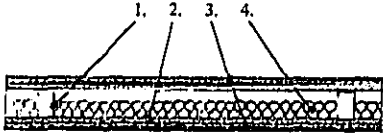
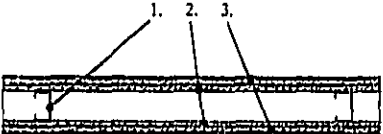
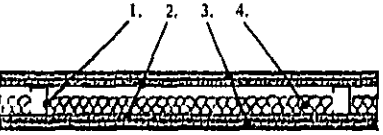
Sketch	...	Laboratory Test Number Year Frequencies Tested Source of Data	STC	Section Number
	...	Riverbank Acoustical Labs. TL 61-2 1960 11f Gypsum Association	39	1.3.1.6.2.1

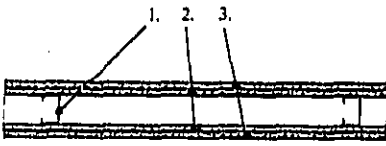
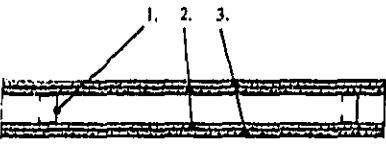
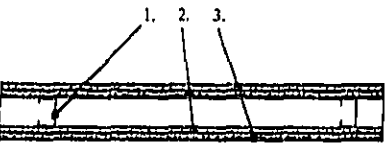
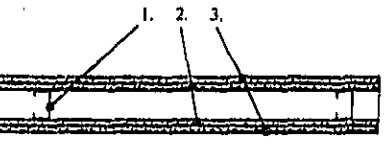
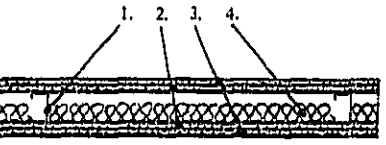
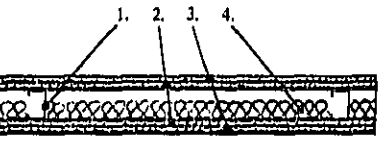
Sketch	...	Laboratory Test Number Year Frequencies Tested Source of Data	STC	Section Number
	...	Kodaras Acoustical Labs. 799-2-69-R 1969 16f Eastern Products Corp.	37	1.3.2.1.4.1
	...	National Research Council of Canada NRC #66 1968 16f National Research Council of Canada	35	1.3.2.1.4.2
	...	Owens/Corning Fiberglas OCF 480 1967 16f Owens/Corning Fiberglas	37	1.3.2.1.4.3
	...	National Research Council of Canada NRC #66 1968 16f National Research Council of Canada	44	1.3.2.1.4.4
	...	Riverbank Acoustical Labs. TL 69-42 1968 16f Gypsum Association	45	1.3.2.1.4.5
	...	Owens/Corning Fiberglas OCF 477 1967 16f Owens/Corning Fiberglas	45	1.3.2.1.4.6

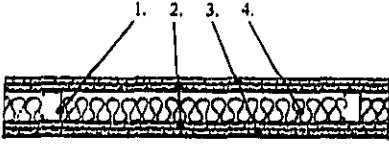
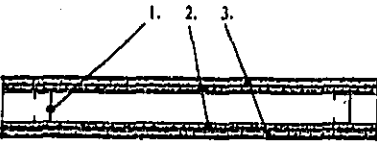
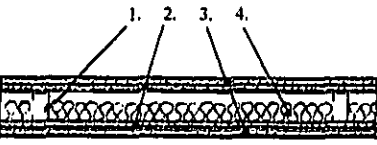
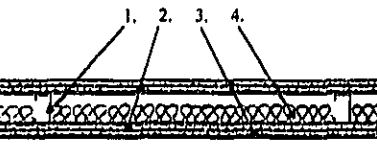
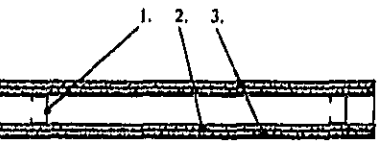
Sketch	Brief Description	Laboratory Test Number Year Frequencies Tested Source of Data	STC	Section Number
	1. 2 1/2" metal studs, 30"o.c. 2. 5/8" type X gypsum board screwed to studs and held in place by battens.	... Kodaras Acoustical Labs. 1421-1-72 1972 16f Eastern Products Corp.	34	1.3.2.1.5.1
	1. 2 1/2" metal studs, 24"o.c. 2. 5/8" gypsum board screwed to studs.	... National Research Council of Canada NRC #66 1968 16f National Research Council of Canada	37	1.3.2.1.5.2
	1. 2 1/2" metal studs, 24"o.c. 2. 5/8" gypsum board screwed 12"o.c. at edges and 24"o.c. in field.	... Kaiser Gypsum KG-280 1965 11f Domtar Gypsum America Inc.	39	1.3.2.1.5.3
	1. 2 1/2" metal studs, 24"o.c. 2. 5/8" type X gypsum board screwed to studs.	... Owens/Corning Fiberglas OCF 474 1967 16f Owens/Corning Fiberglas	39	1.3.2.1.5.4
	1. 2 1/2" metal studs, 24"o.c. 2. 5/8" gypsum board screwed 12"o.c. at edges and 24"o.c. in field. 3. 1 1/2" thick sound attenuation blanket.	... Kaiser Gypsum KG-275 1965 11f Domtar Gypsum America Inc.	42	1.3.2.1.5.5
	1. 2 1/2" metal studs, 24"o.c. 2. 5/8" gypsum board screwed to studs. 3. 2" thick sound attenuation blanket.	... National Research Council of Canada NRC #66 1968 16f National Research Council of Canada	43	1.3.2.1.5.6

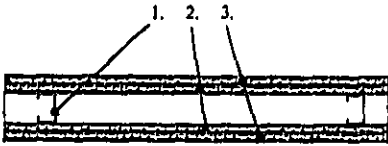
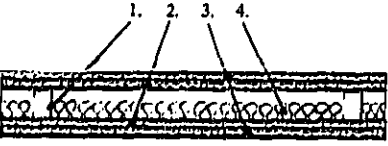
Sketch	...	Laboratory Test Number Year Frequencies Tested Source of Data	STC	Section Number
	...	Owens/Corning Fiberglas OCF 476 1967 16f Owens/Corning Fiberglas	45	1.3.2.1.5.7
	...	Kodaras Acoustical Labs. 1421-2-72 1976 16f Eastern Products Corp.	43	1.3.2.1.5.8
	...	National Research Council of Canada NRC #66 1968 16f National Research Council of Canada	45	1.3.2.1.5.9

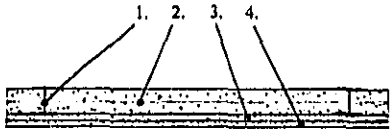
Sketch	...	Laboratory Test Number Year Frequencies Tested Source of Data	STC	Section Number
	...	National Gypsum Co. NGC 2318 1968 16f Gypsum Association	53	1.3.2.2.2.1
	...	Cedar Knolls Acoustical Labs. 684-14 1968 16f Gypsum Association	55	1.3.2.2.2.2

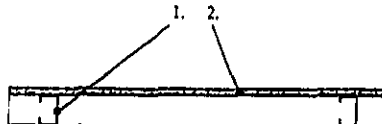
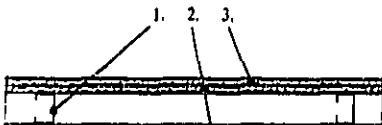
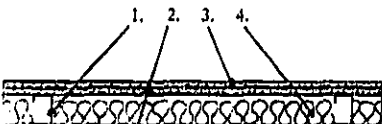
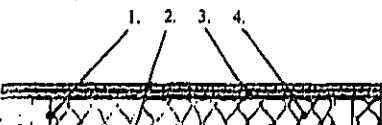
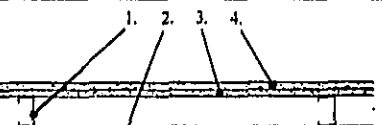
Sketch	...	Laboratory Test Number Year Frequencies Tested Source of Data	STC	Section Number
 <p>1. 2 1/2" metal studs, 24"o.c. 2. 3/8" gypsum board screwed 27"o.c. at edges and 54"o.c. in field. 3. 1/2" gypsum board screwed 12"o.c. at edges and 24"o.c. in field.</p>	...	Kaiser Gypsum KG-178 1964 11f Domtar Gypsum America Inc.	46	1.3.2.2.3.1
 <p>1. 2 1/2" metal studs, 24"o.c. 2. 3/8" gypsum board screwed 27"o.c. at edges and 54"o.c. in field. 3. 1/2" gypsum board screwed 12"o.c. at edges and 24"o.c. in field. 4. 1 1/2" thick sound attenuation blanket.</p>	...	Kaiser Gypsum KG-117 1964 11f Domtar Gypsum America Inc.	51	1.3.2.2.3.2
 <p>1. 2 1/2" metal studs, 24"o.c. 2. 3/8" gypsum board screwed 27"o.c. at edges and 54"o.c. in field. 3. 5/8" gypsum board screwed 12"o.c. at edges and 24"o.c. in field.</p>	...	Kaiser Gypsum KG-177 1964 11f Domtar Gypsum America Inc.	46	1.3.2.2.3.3
 <p>1. 2 1/2" metal studs, 24"o.c. 2. 3/8" gypsum board screwed 27"o.c. at edges and 54"o.c. in field. 3. 5/8" gypsum board screwed 12"o.c. at edges and 24"o.c. in field. 4. 1 1/2" thick sound attenuation blanket.</p>	...	Kaiser Gypsum KG-119 1964 11f Domtar Gypsum America Inc.	53	1.3.2.2.3.4

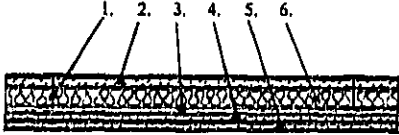
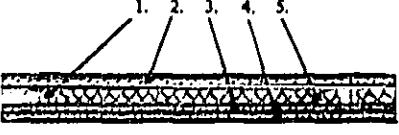
Sketch	Brief Description	Laboratory Test Number Year Frequencies Tested Source of Data	STC	Section Number
	<ol style="list-style-type: none"> 1. 2 1/2" metal studs, 24"o.c. 2. 1/2" type X gypsum board screwed 12"o.c. at edges and 36"o.c. in field. 3. 1/2" type X gypsum board screwed 12"o.c. around perimeter and in field. 	... National Gypsum Co. NGC 2250 1968 16f Gypsum Association	46	1.3.2.2.4.1
	<ol style="list-style-type: none"> 1. 2 1/2" metal studs, 24"o.c. 2. 1/2" type X gypsum board screwed 24"o.c. 3. 1/2" type X gypsum board screwed 12"o.c. 	... Geiger and Hamme KG-49FT 1964 11f Gypsum Association	46	1.3.2.2.4.2
	<ol style="list-style-type: none"> 1. 2 1/2" metal studs, 24"o.c. 2. 1/2" gypsum board screwed 27"o.c. at edges and 54"o.c. in field. 3. 1/2" gypsum board screwed 12"o.c. at edges and 24"o.c. in field. 	... Kaiser Gypsum KG-173 1964 11f Domtar Gypsum America Inc.	47	1.3.2.2.4.3
	<ol style="list-style-type: none"> 1. 2 1/2" metal studs, 24"o.c. 2. 1/2" type X gypsum board screwed 12"o.c. 3. 1/2" type X gypsum board screwed 24"o.c. 	... Owens/Corning Fiberglas OCF 557 1967 16f Owens/Corning Fiberglas	50	1.3.2.2.4.4
	<ol style="list-style-type: none"> 1. 2 1/2" metal studs, 24"o.c. 2. 1/2" gypsum board screwed 24"o.c. to studs. 3. 1/2" gypsum board screwed 12"o.c. to studs. 4. 1 1/2" thick sound attenuation blanket. 	... Kaiser Gypsum KG-172 1964 11f Domtar Gypsum America Inc.	50	1.3.2.2.4.5
	<ol style="list-style-type: none"> 1. 2 1/2" metal studs, 24"o.c. 2. 1/2" gypsum board screwed 27"o.c. at edges and 54"o.c. in field. 3. 1/2" gypsum board screwed 12"o.c. at edges and 24"o.c. in field. 4. 1 1/2" thick sound attenuation blanket. 	... Kaiser Gypsum KG-111 1964 11f Domtar Gypsum America Inc.	51	1.3.2.2.4.6

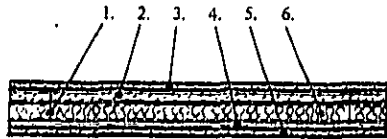
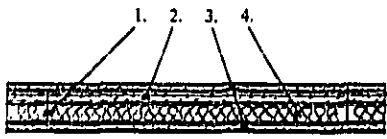
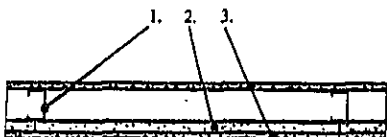
Sketch	Brief Description	...	Laboratory Test Number Year Frequencies Tested Source of Data	STC	Section Number
	<ol style="list-style-type: none"> 1. 2 1/2" metal studs, 24"o.c. 2. 1/2" type X gypsum board screwed 12"o.c. 3. 1/2" type X gypsum board screwed 24"o.c. 4. 2" thick sound attenuation blanket. 	...	Owens/Corning Fiberglas OCF 553 1967 16f Owens/Corning Fiberglas	58	1.3.2.2.4.7
	<ol style="list-style-type: none"> 1. 2 1/2" metal studs, 24"o.c. 2. 1/2" gypsum board screwed 27"o.c. at edges and 54"o.c. in field. 3. 5/8" gypsum board screwed 12"o.c. at edges and 24"o.c. in field. 	...	Kaiser Gypsum KG-102 1964 11f Domtar Gypsum America Inc.	48	1.3.2.2.4.8
	<ol style="list-style-type: none"> 1. 2 1/2" metal studs, 24"o.c. 2. 1/2" gypsum board screwed 27"o.c. at edges and 54"o.c. in field. 3. 5/8" gypsum board screwed 12"o.c. at edges and 24"o.c. in field. 4. 1 1/2" thick sound attenuation blanket. 	...	Kaiser Gypsum KG-103 1964 11f Domtar Gypsum America Inc.	52	1.3.2.2.4.9
	<ol style="list-style-type: none"> 1. 2 1/2" metal studs, 24"o.c. 2. 1/2" type X gypsum board screwed 12"o.c. 3. 1/2" type X gypsum board screwed 12"o.c. 4. 1 1/2" thick sound attenuation blanket. 	...	Cedar Knolls Acoustical Labs. 654-40 1965 16f Gypsum Association	53	1.3.2.2.4.10
	<ol style="list-style-type: none"> 1. 2 1/2" metal studs, 24"o.c. 2. 1/2" type X gypsum board screwed 12"o.c. 3. 1/2" type X gypsum board strip-laminated to base leaf. 	...	National Gypsum Co. 2111 1967 16f Gypsum Association	46	1.3.2.2.4.11

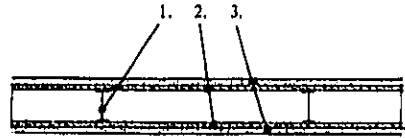
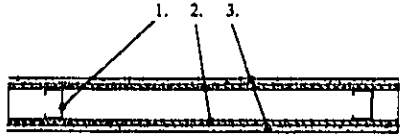
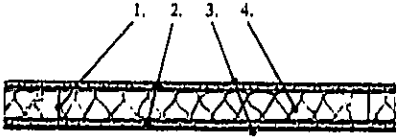
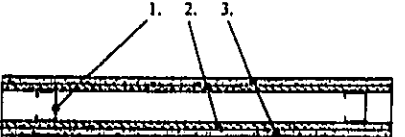
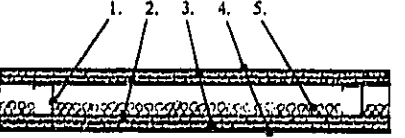
Sketch	Brief Description	Laboratory Test Number Year Frequencies Tested Source of Data	STC	Section Number
 <p>A cross-sectional sketch of a wall assembly. It shows three distinct layers. Layer 1 is the outermost thin layer. Layer 2 is a thicker middle layer. Layer 3 is the innermost thin layer. Arrows labeled 1, 2, and 3 point to these respective layers.</p>	<p>1. 2 1/2" metal studs, 24" o.c. 2. 5/8" gypsum board screwed 27" o.c. at edges and 54" o.c. in field. 3. 5/8" gypsum board screwed 12" o.c. at edges and 24" o.c. in field.</p>	<p>... Kaiser Gypsum KG-179 1964 11f Domtar Gypsum America Inc.</p>	<p>48</p>	<p>1.3.2.2.5.1</p>
 <p>A cross-sectional sketch of a wall assembly, similar to the one above but with an additional layer. It shows four layers. Layer 1 is the outermost thin layer. Layer 2 is a thicker middle layer. Layer 3 is a thin layer. Layer 4 is the innermost layer, which is thicker and has a wavy, textured appearance. Arrows labeled 1, 2, 3, and 4 point to these layers.</p>	<p>1. 2 1/2" metal studs, 24" o.c. 2. 5/8" gypsum board screwed 27" o.c. at edges and 54" o.c. in field. 3. 5/8" gypsum board screwed 12" o.c. at edges and 24" o.c. in field. 4. 1 1/2" thick sound attenuation blanket.</p>	<p>... Kaiser Gypsum KG-180 1964 11f Domtar Gypsum America Inc.</p>	<p>48</p>	<p>1.3.2.2.5.2</p>

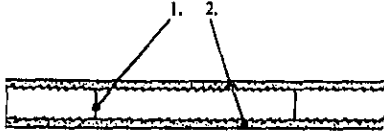
Sketch	...	Laboratory Test Number Year Frequencies Tested Source of Data	STC	Section Number
 <p data-bbox="669 531 1007 664"> 1. 2" H studs, 24"o.c. 2. two 1" by 24" gypsum board panels, laminated together. 3. 1/2" gypsum board screwed 12"o.c. to studs. 4. 1/2" gypsum board screwed 12"o.c. to studs. </p>	...	Riverbank Acoustical Labs. TL70-69 1969 16f Gypsum Association	37	1.3.2.2.7.1

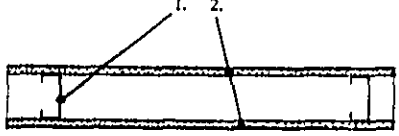
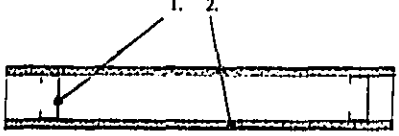
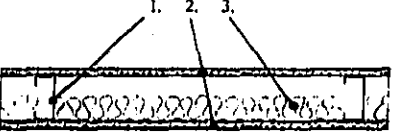

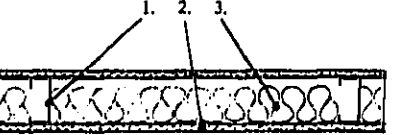
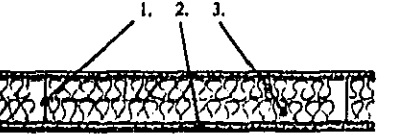
Sketch	...	Laboratory Test Number Year Frequencies Tested Source of Data	STC	Section Number
	...	National Research Council of Canada NRC #66 1968 16f National Research Council of Canada	27	1.3.2.5.4.1
	...	Owens/Corning Fiberglas OCF 555 1967 16f Owens/Corning Fiberglas	44	1.3.2.5.4.2
	...	Owens/Corning Fiberglas OCF 551 1967 16f Owens/Corning Fiberglas	51	1.3.2.5.4.3
	...	National Gypsum Co. NGC 2253 1967 16f Gypsum Association	50	1.3.2.5.4.4
	...	Warnock Hersey Int'l, Inc. 0034-2 1977 16f Gypsum Association	40	1.3.2.5.4.5

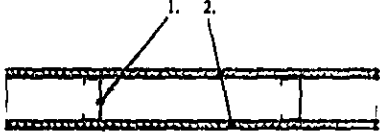
Sketch	...	Laboratory Test Number Year Frequencies Tested Source of Data	STC	Section Number
 <p>1. 2 1/2", 25 ga. l-studs, 24"o.c. 2. 1" type X gypsum board inserted between stud tab flanges, 3. resilient channels. 4. 5/8" gypsum board screwed to channels. 5. 5/8" gypsum board screwed to channels. 6. 1 1/2" thick sound attenuation blanket.</p>	...	Kodaras Acoustical Labs. 437362 1976 16f National Gypsum Co.	51	1.3.2.5.5.1
 <p>1. 2 1/2", 25 ga. l-studs, 24"o.c. 2. 1" type X gypsum board inserted between stud tab flanges, 3. 5/8" gypsum board screwed 24"o.c. 4. 5/8" gypsum board screwed 12"o.c. 5. 2 1/2" thick sound attenuation blanket.</p>	...	National Gypsum Co. 2507 1975 16f National Gypsum Co.	48	1.3.2.5.5.2

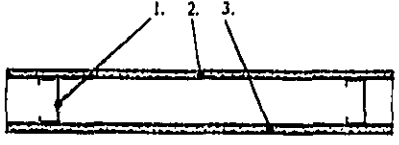
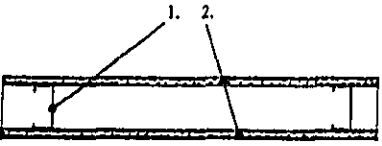
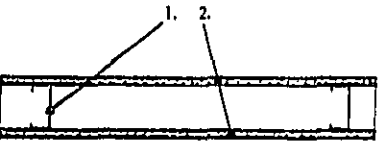
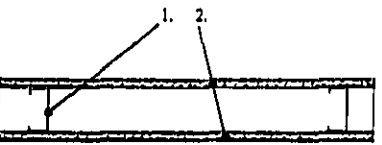
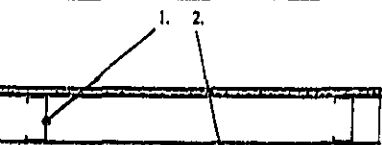
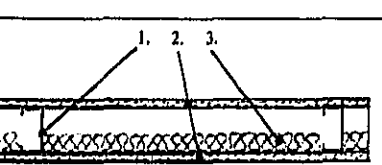
Sketch	Brief Description	Laboratory Test Number Year Frequencies Tested Source of Data	STC	Section Number
	<ol style="list-style-type: none"> 1. 2 1/2", 25 ga. metal I-studs, 24"o.c. 2. 1" thick gypsum board. 3. 5/8" gypsum board screwed to studs. 4. resilient channels. 5. 5/8" gypsum board 6. 1 1/2" thick sound attenuation blanket. 	... Kodarus Acoustical Labs. 437363 1976 16f National Gypsum Co.	50	1.3.2.5.7.1
	<ol style="list-style-type: none"> 1. 2 1/2", 25 ga. metal I-studs, 24"o.c. 2. 1" type X gypsum board inserted between stud tab flanges. 3. 5/8" gypsum board screwed to studs. 4. 1 1/2" thick sound attenuation blanket. 	... National Gypsum Co. 2543 1976 16f National Gypsum Co.	48	1.3.2.5.7.2
	<ol style="list-style-type: none"> 1. 2 1/2" C-T metal studs, 24"o.c. 2. 1" gypsum board inserted between T section of studs. 3. 1/2" type X gypsum board screwed 8"o.c. 	... Warnock Hersey Int'l, Inc. 0034-1 1977 16f Gypsum Association	42	1.3.2.5.7.3

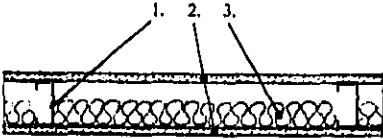
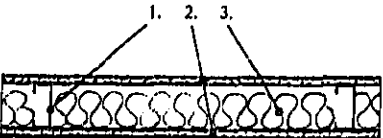
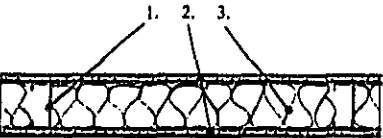
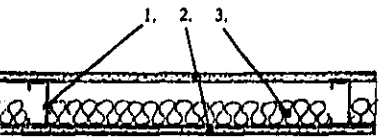
Sketch	Brief Description	Laboratory Test Number Year Frequencies Tested Source of Data	STC	Section Number
	<ol style="list-style-type: none"> 1. 2 1/2" open-web metal studs, 16"o.c. 2. 3/8" plain gypsum lath attached with clips. 3. 1/2" gypsum/sand plaster. 	... National Gypsum Co. 3042 1969 16f Gypsum Association	43	1.3.2.6.1.1
	<ol style="list-style-type: none"> 1. 2 1/2" metal studs, 24"o.c. 2. 3/8" type X gypsum lath attached with 2 screws and 2 clips per lath at lath ends. 3. 1/2" gypsum/sand plaster. 	... Riverbank Acoustical Labs. TL 63-268 1963 16f Gypsum Association	38	1.3.2.6.1.2
	<ol style="list-style-type: none"> 1. 2 1/2" metal studs, 24"o.c. 2. 1/2" type X gypsum veneer base screwed 8"o.c. at edges and 12"o.c. in field. no screws at top and bottom runners. 3. 1/16" gypsum veneer plaster. 4. 3" thick sound attenuation blanket. 	... Geiger and Hamme NG-296FT 1965 11f Gypsum Association	39	1.3.2.6.1.3
	<ol style="list-style-type: none"> 1. 2 1/2" metal studs, 24"o.c. 2. 1/2" plain gypsum lath attached with clips 16"o.c. 3. 1/2" gypsum/sand plaster. 	... National Gypsum Co. 2061 1966 16f Gypsum Association	42	1.3.2.6.1.4
	<ol style="list-style-type: none"> 1. 2 1/2" metal studs, 24"o.c. 2. 1/2" type X gypsum veneer base screwed 24"o.c. 3. 1/2" type X gypsum veneer base screwed 12"o.c. and no screws in runners. 4. 3/32" gypsum plaster. 5. 1" thick sound attenuation blanket. 	... Cedar Knolls Acoustical Labs. 654-66 1965 16f Gypsum Association	53	1.3.2.6.1.5

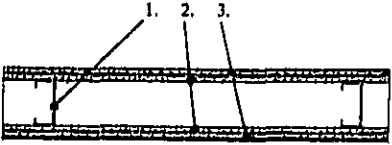
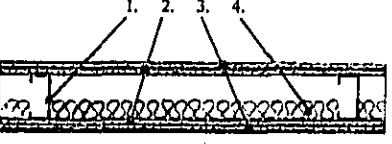
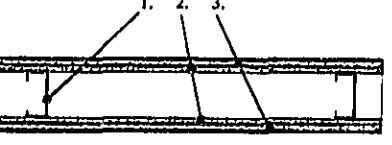
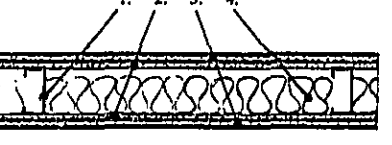
Sketch	...	Laboratory Test Number Year Frequencies Tested Source of Data	STC	Section Number
	...	National Gypsum Co. 3039 1969 16f Gypsum Association	39	1.3.2.6.2.1

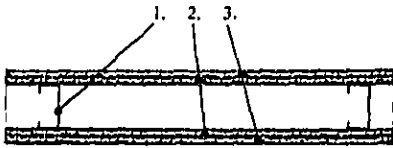
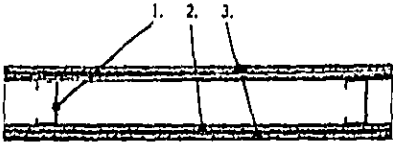
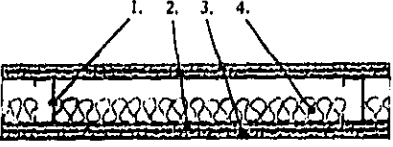
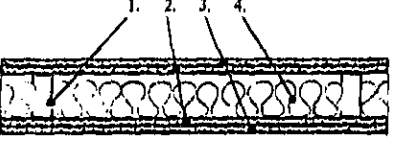
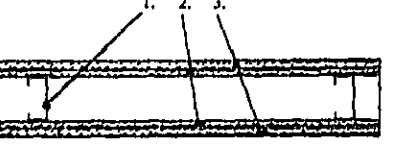

Sketch	Brief Description	Laboratory Test Number Year Frequencies Tested Source of Data	STC	Section Number
	<p>1. 3 5/8" metal studs, 24"o.c. 2. 1/2" gypsum board screwed to studs.</p>	<p>... National Research Council of Canada NRC #66 1968 16f National Research Council of Canada</p>	<p>36</p>	<p>1.3.3.1.4.1</p>
	<p>1. 3 5/8" metal studs, 24"o.c. 2. 1/2" type X gypsum board screwed to studs.</p>	<p>... Owens/Corning Fiberglas OCF 460 1967 16f Owens/Corning Fiberglas</p>	<p>39</p>	<p>1.3.3.1.4.2</p>
	<p>1. 3 5/8" metal studs, 24"o.c. 2. 1/2" gypsum board screwed to studs. 3. 2" thick sound attenuation blanket.</p>	<p>... National Research Council of Canada NRC #66 1968 16f National Research Council of Canada</p>	<p>44</p>	<p>1.3.3.1.4.3</p>
	<p>1. 3 5/8" metal studs, 24"o.c. 2. 1/2" type X gypsum board screwed to studs. 3. 2" thick sound attenuation blanket.</p>	<p>... Owens/Corning Fiberglas OCF 426 1967 16f Owens/Corning Fiberglas</p>	<p>44</p>	<p>1.3.3.1.4.4</p>
	<p>1. 3 5/8" metal studs, 24"o.c. 2. 1/2" type X gypsum board screwed to studs. 3. 3" thick sound attenuation blanket.</p>	<p>... Owens/Corning Fiberglas OCF 468 1967 16f Owens/Corning Fiberglas</p>	<p>46</p>	<p>1.3.3.1.4.5</p>
	<p>1. 3 5/8" metal studs, 24"o.c. 2. 1/2" type X gypsum board screwed to studs. 3. 2 layers of 2" thick sound attenuation blanket.</p>	<p>... Owens/Corning Fiberglas OCF 461 1967 16f Owens/Corning Fiberglas</p>	<p>47</p>	<p>1.3.3.1.4.6</p>

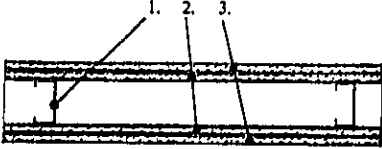
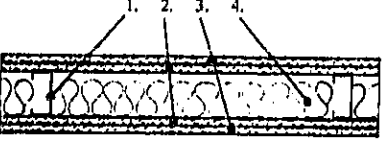
Sketch	...	Laboratory Test Number Year Frequencies Tested Source of Data	STC	Section Number
	...	Kodaras Acoustical Labs. 1351-10-72 1972 16f Homasote Co.	38	1.3.3.1.4.7

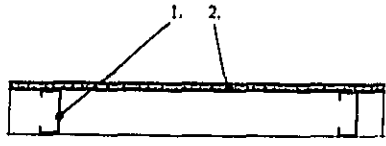
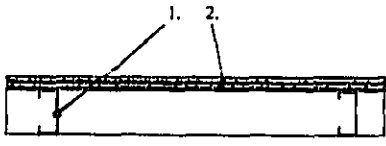
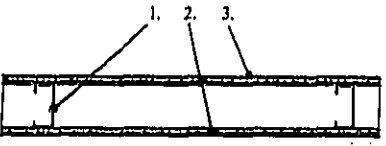
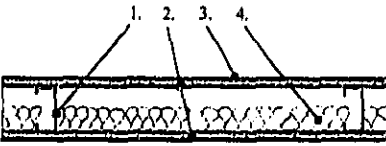
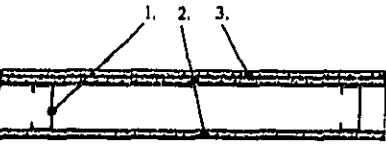
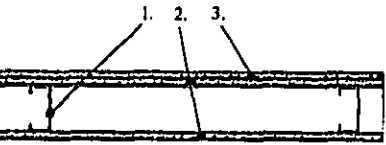
Sketch	Brief Description	...	Laboratory Test Number Year Frequencies Tested Source of Data	STC	Section Number
	1. 3 5/8" metal studs, 24"o.c. 2. 1/2" gypsum board screwed to studs. 3. 5/8" gypsum board screwed to studs.	...	National Research Council of Canada NRC #66 1968 16f National Research Council of Canada	38	1.3.3.1.5.1
	1. 3 5/8" metal studs, 24"o.c. 2. 5/8" gypsum board screwed to studs.	...	National Research Council of Canada NRC #66 1968 16f National Research Council of Canada	39	1.3.3.1.5.2
	1. 3 5/8" metal studs, 24"o.c. 2. 5/8" type X gypsum board screwed to studs.	...	Owens/Corning Fiberglas OCF 472 1967 16f Owens/Corning Fiberglas	39	1.3.3.1.5.3
	1. 3 5/8" metal studs, 24"o.c. 2. 5/8" gypsum board screwed 12"o.c. at edges and 24"o.c. in field.	...	Kaiser Gypsum KG-52 1963 11f Domtar Gypsum America Inc.	40	1.3.3.1.5.4
	1. 3 5/8" metal studs, 24"o.c. 2. 5/8" type X gypsum board screwed 8"o.c. at edges and 12"o.c. in field.	...	National Research Council of Canada 2385 1970 16f Gypsum Association	42	1.3.3.1.5.5
	1. 3 5/8" metal studs, 24"o.c. 2. 5/8" gypsum board screwed 12"o.c. at edges and 24"o.c. in field. 3. 1 1/2" thick sound attenuation blanket.	...	Kaiser Gypsum KG-287 1965 11f Domtar Gypsum America Inc.	41	1.3.3.1.5.6

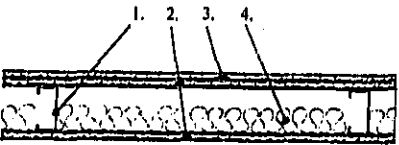
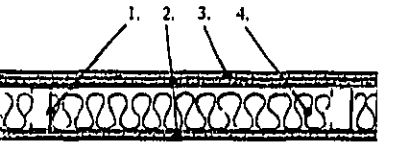
Sketch	Brief Description	Laboratory Test Number Year Frequencies Tested Source of Data	STC	Section Number
	<ol style="list-style-type: none"> 1. 3 5/8" metal studs, 24"o.c. 2. 5/8" gypsum board screwed to studs. 3. 2" thick sound attenuation blanket. 	... National Research Council of Canada NRC #66 1968 16f National Research Council of Canada	47	1.3.3.1.5.7
	<ol style="list-style-type: none"> 1. 3 5/8" metal studs, 24"o.c. 2. 5/8" type X gypsum board screwed to studs. 3. 3" thick sound attenuation blanket. 	... Owens/Corning Fiberglas OCF 469 1967 16f Owens/Corning Fiberglas	44	1.3.3.1.5.8
	<ol style="list-style-type: none"> 1. 3 5/8" metal studs, 24"o.c. 2. 5/8" gypsum board screwed to studs. 3. 4" thick sound attenuation blanket compressed to fit in stud space. 	... National Research Council of Canada NRC #66 1968 16f National Research Council of Canada	45	1.3.3.1.5.9
	<ol style="list-style-type: none"> 1. 3 5/8" metal studs, 24"o.c. 2. 5/8" type X gypsum board spot-laminated to studs with daubs of adhesive 12"o.c. drywall screws at third points along joints and ends. 3. 2" thick sound attenuation blanket. 	... Riverbank Acoustical Labs. TL66-253 1966 16f Celotex Corp.	51	1.3.3.1.5.10

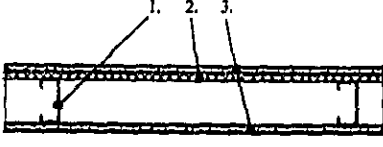
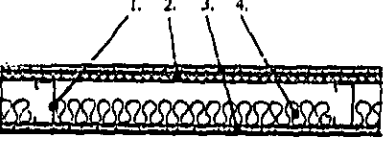
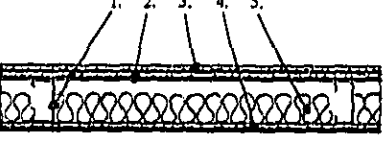
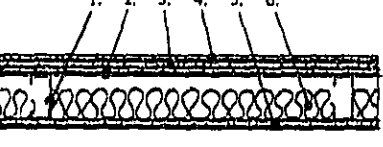

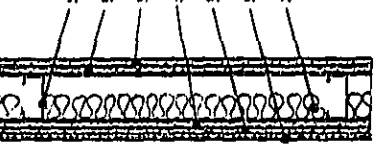
Sketch	Brief Description	Laboratory Test Number Year Frequencies Tested Source of Data	STC	Section Number
	<ol style="list-style-type: none"> 1. 3 5/8" metal studs, 24" o.c. 2. 3/8" gypsum board screwed 27" o.c. at edges and 54" o.c. in field. 3. 1/2" gypsum board screwed 12" o.c. at edges and 24" o.c. in field. 	Kaiser Gypsum KG-77 1964 11f Domtar Gypsum America Inc.	48	1.3.3.2.3.1
	<ol style="list-style-type: none"> 1. 3 5/8" metal studs, 24" o.c. 2. 3/8" gypsum board screwed 27" o.c. at edges and 54" o.c. in field. 3. 1/2" gypsum board screwed 12" o.c. at edges and 24" o.c. in field. 4. 1 1/2" thick sound attenuation blanket. 	Kaiser Gypsum KG-186 1964 11f Domtar Gypsum America Inc.	52	1.3.3.2.3.2
	<ol style="list-style-type: none"> 1. 3 5/8" metal studs, 24" o.c. 2. 3/8" gypsum board screwed 27" o.c. at edges and 54" o.c. in field. 3. 5/8" gypsum board screwed 12" o.c. at edges and 24" o.c. in field. 	Kaiser Gypsum KG-185 1964 11f Domtar Gypsum America Inc.	49	1.3.3.2.3.3
	<ol style="list-style-type: none"> 1. 3 5/8" metal studs, 24" o.c. 2. 3/8" gypsum board screwed 27" o.c. at edges and 54" o.c. in field. 3. 5/8" gypsum board screwed 12" o.c. at edges and 24" o.c. in field. 4. 3" thick sound attenuation blanket. 	Kaiser Gypsum KG-165 1964 11f Domtar Gypsum America Inc.	54	1.3.3.2.3.4

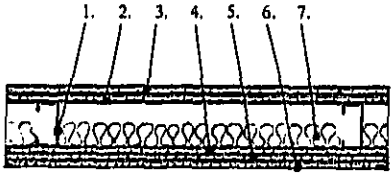
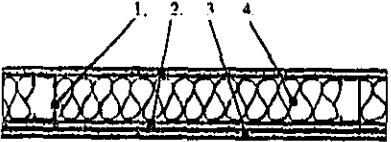
Sketch	...	Laboratory Test Number Year Frequencies Tested Source of Data	STC	Section Number
	<ol style="list-style-type: none"> 1. 3 5/8" metal studs, 24" o.c. 2. 1/2" type X gypsum board screwed 12" o.c. 3. 1/2" type X gypsum board screwed 24" o.c. 	<p>...</p> <p>Owens/Corning Fiberglas OCF 544 1967 16f Owens/Corning Fiberglas</p>	50	1.3.3.2.4.1
	<ol style="list-style-type: none"> 1. 3 5/8" metal studs, 24" o.c. 2. 1/2" gypsum board screwed 27" o.c. at edges and 54" o.c. in field. 3. 1/2" gypsum board screwed 12" o.c. at edges and 24" o.c. in field. 	<p>...</p> <p>Kaiser Gypsum KG-243 1965 11f Domtar Gypsum America Inc.</p>	51	1.3.3.2.4.2
	<ol style="list-style-type: none"> 1. 3 5/8" metal studs, 24" o.c. 2. 1/2" gypsum board screwed to studs. 3. 1/2" gypsum board laminated to base layer with gypsum joint compound. 4. 2" thick sound attenuation blanket. 	<p>...</p> <p>National Research Council of Canada NRC #66 1968 16f National Research Council of Canada</p>	51	1.3.3.2.4.3
	<ol style="list-style-type: none"> 1. 3 5/8" metal studs, 24" o.c. 2. 1/2" type X gypsum board screwed 12" o.c. 3. 1/2" type X gypsum board screwed 24" o.c. 4. 3" thick sound attenuation blanket. 	<p>...</p> <p>Owens/Corning Fiberglas OCF 539 1967 16f Owens/Corning Fiberglas</p>	56	1.3.3.2.4.4
	<ol style="list-style-type: none"> 1. 3 5/8" metal studs, 24" o.c. 2. 1/2" gypsum board screwed 27" o.c. at edges and 54" o.c. in field. 3. 5/8" gypsum board screwed 12" o.c. at edges and 24" o.c. in field. 	<p>...</p> <p>Kaiser Gypsum KG-75 1964 11f Domtar Gypsum America Inc.</p>	49	1.3.3.2.4.5
	<ol style="list-style-type: none"> 1. 3 5/8" metal studs, 24" o.c. 2. 1/2" gypsum board screwed 27" o.c. at edges and 54" o.c. in field. 3. 5/8" gypsum board screwed 12" o.c. at edges and 24" o.c. in field. 4. 1 1/2" thick sound attenuation blanket. 	<p>...</p> <p>Kaiser Gypsum KG-95 1964 11f Domtar Gypsum America Inc.</p>	51	1.3.3.2.4.6

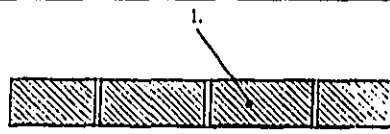
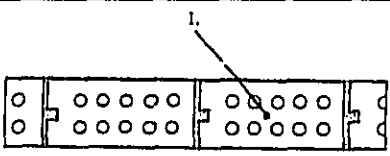
Sketch	Brief Description	Laboratory Test Number Year Frequencies Tested Source of Data	STC	Section Number
	<p>1. 3 5/8" metal studs, 24" o.c. 2. 5/8" gypsum board screwed 27" o.c. at edges and 54" o.c. in field. 3. 5/8" gypsum board screwed 12" o.c. at edges and 24" o.c. in field.</p>	<p>... Kaiser Gypsum KG-187 1964 11f Domtar Gypsum America Inc.</p>	48	1.3.3.2.5.1
	<p>1. 3 5/8" metal studs, 24" o.c. 2. 5/8" gypsum board screwed 27" o.c. at edges and 54" o.c. in field. 3. 5/8" gypsum board screwed 12" o.c. at edges and 24" o.c. in field. 4. 3" thick sound attenuation blanket.</p>	<p>... Kaiser Gypsum KG-163 1964 11f Domtar Gypsum America Inc.</p>	50	1.3.3.2.5.2

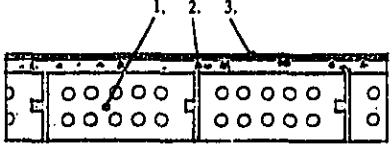
Sketch	Brief Description	Laboratory Test Number Year Frequencies Tested Source of Data	STC	Section Number
	<ol style="list-style-type: none"> 1. 3 5/8" metal studs, 24"o.c. 2. 1/2" gypsum board screwed to studs. 	... National Research Council of Canada NRC #66 1968 16f National Research Council of Canada	27	1.3.3.5.4.1
	<ol style="list-style-type: none"> 1. 3 5/8" metal studs, 24"o.c. 2. two layers of 1/2" gypsum board laminated with small patches of joint compound and both layers screwed to studs. 	... National Research Council of Canada NRC #66 1968 16f National Research Council of Canada	31	1.3.3.5.4.2
	<ol style="list-style-type: none"> 1. 3 5/8" metal studs, 24"o.c. 2. 1/2" gypsum board screwed to studs. 3. sheet lead, 1psf on one side only. 	... National Research Council of Canada NRC #66 1968 16f National Research Council of Canada	40	1.3.3.5.4.3
	<ol style="list-style-type: none"> 1. 3 5/8" metal studs, 24"o.c. 2. 1/2" gypsum board screwed to studs. 3. sheet lead, 1 psf on one side only. 4. 2" thick sound attenuation blanket. 	... National Research Council of Canada NRC #66 1968 16f National Research Council of Canada	48	1.3.3.5.4.4
	<ol style="list-style-type: none"> 1. 3 5/8" metal studs, 24"o.c. 2. 1/2" type X gypsum board screwed 12"o.c. 3. 1/2" type X gypsum board screwed 24"o.c. 	... Owens/Corning Fiberglas OCF 542 1967 16f Owens/Corning Fiberglas	45	1.3.3.5.4.5
	<ol style="list-style-type: none"> 1. 3 5/8" metal studs, 24"o.c. 2. 1/2" gypsum board screwed to studs. 3. 1/2" gypsum board laminated with gypsum joint compound. 	... National Research Council of Canada NRC #66 1968 16f National Research Council of Canada	42	1.3.3.5.4.6

Sketch	...	Laboratory Test Number Year Frequencies Tested Source of Data	STC	Section Number
	...	National Research Council of Canada NRC #66 1968 16f National Research Council of Canada	50	1.3.3.5.4.7
	...	Owens/Corning Fiberglas OCF 536 1967 16f Owens/Corning Fiberglas	49	1.3.3.5.4.8

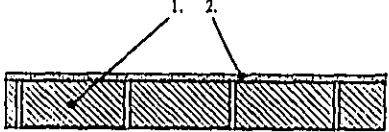
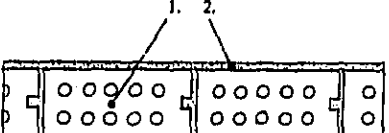
Sketch	Brief Description	Laboratory Test Number Year Frequencies Tested Source of Data	STC	Section Number
	<ol style="list-style-type: none"> 1. 3 5/8" metal studs, 24" o.c. 2. 1/2" glass-fiber board screwed to studs. 3. 5/8" gypsum board screwed to studs. 	<p>... National Research Council of Canada NRC #66 1968 16f National Research Council of Canada</p>	46	1.3.3.5.5.1
	<ol style="list-style-type: none"> 1. 3 5/8" metal studs, 24" o.c. 2. 1/2" glass-fiber board screwed to studs. 3. 5/8" gypsum board screwed to studs. 4. 2" thick sound attenuation blanket. 	<p>... National Research Council of Canada NRC #66 1968 16f National Research Council of Canada</p>	49	1.3.3.5.5.2
	<ol style="list-style-type: none"> 1. 3 5/8" metal studs, 24" o.c. 2. 1/2" gypsum board screwed to studs. 3. 1/2" gypsum board laminated to base layer with gypsum joint compound. 4. 5/8" gypsum board screwed to studs. 5. 2 1/2" thick sound attenuation blanket. 	<p>... National Research Council of Canada NRC #66 1968 16f National Research Council of Canada</p>	49	1.3.3.5.5.3
	<ol style="list-style-type: none"> 1. 3 5/8" metal studs, 24" o.c. 2. 1/2" gypsum board screwed to studs. 3. 1/2" gypsum board laminated to base layer with gypsum joint compound. 4. 1/2" gypsum board laminated to middle layer with gypsum joint compound. 5. 5/8" gypsum board screwed to studs. 6. 2 1/2" thick sound attenuation blanket. 	<p>... National Research Council of Canada NRC #66 1968 16f National Research Council of Canada</p>	53	1.3.3.5.5.4
	<ol style="list-style-type: none"> 1. 3 5/8" metal studs, 24" o.c. 2. 5/8" type X gypsum board screwed 8" o.c. at edges and 12" o.c. in field. 3. 5/8" type X gypsum board laminated with 1/2" beads of adhesive 2" o.c. and screwed 8" o.c. at edges and 12" o.c. in field. 	<p>... Riverbank Acoustical Labs. TL64-245 1964 16f Gypsum Association</p>	47	1.3.3.5.5.5
	<ol style="list-style-type: none"> 1. 3 5/8" metal studs, 24" o.c. 2. 5/8" gypsum board screwed 32" o.c. at edges and in field. 3. 5/8" gypsum board screwed 12" o.c. at edges and 24" o.c. in field. 4. 5/8" gypsum board screwed 32" o.c. at edges and in field. 5. 1/2" gypsum board screwed 12" o.c. at edges and 24" o.c. in field. 6. 1/4" gypsum board spot-laminated with daubs of adhesive 12" o.c. 7. 2" thick sound attenuation blanket. 	<p>... Riverbank Acoustical Labs. TL68-114 1968 16f Celotex Corp.</p>	58	1.3.3.5.5.6

Sketch	Brief Description	Laboratory Test Number Year Frequencies Tested Source of Data	STC	Section Number
	<ol style="list-style-type: none"> 1. 3 5/8" metal studs, 24"o.c. 2. 5/8" gypsum board screwed 32"o.c. at edges and in field. 3. 5/8" gypsum board screwed 12"o.c. at edges and 24"o.c. in field. 4. 5/8" gypsum board screwed 32"o.c. at edges and in field. 5. 1/2" gypsum board screwed 12"o.c. at edges and in field. 6. 3/8" gypsum board spot-laminated with daubs of adhesive 12"o.c. 7. 2" thick sound attenuation blanket. 	<p>... Riverbank Acoustical Labs. TL69-118 1968 16f Celotex Corp.</p>	<p>57</p>	<p>1.3.3.5.5.7</p>
	<ol style="list-style-type: none"> 1. 3 5/8" metal studs, 24"o.c. 2. 5/8" type X gypsum board screwed 8"o.c. at edges and 12"o.c. in field. 3. 5/8" type X gypsum board screwed 8"o.c. at edges and 12"o.c. in field. 4. 3 1/2" thick sound attenuation blanket. 	<p>... Riverbank Acoustical Labs. TL-77-12 1976 16f Gypsum Association</p>	<p>47</p>	<p>1.3.3.5.5.8</p>

Sketch	...	Laboratory Test Number Year Frequencies Tested Source of Data	STC	Section Number
	...	Riverbank Acoustical Labs. TL-67-70 1966 16f Brick Institute of America	45	1.4.1.2.1.1
	...	Riverbank Acoustical Labs. TL59-256 1969 16f Brick Institute of America	51	1.4.1.2.1.2

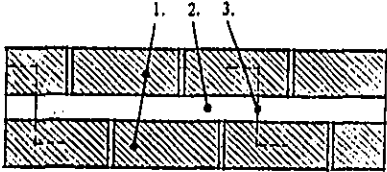
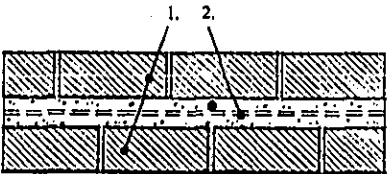
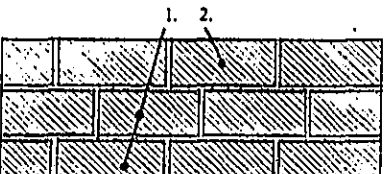
Sketch	...	Laboratory Test Number Year Frequencies Tested Source of Data	STC	Section Number
	...	Riverbank Acoustical Labs. TL70-39 1969 16f Brick Institute of America	49	1.4.1.2.4.1

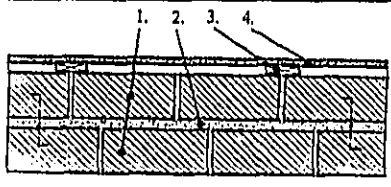
1. SCR brick, mortared together.
2. 1" thick plastic foam spot-laminated to brick with adhesive 12"o.c. in both directions.
3. 3/8" gypsum board spot-laminated to foam with adhesive 6"o.c. at edges and 12"o.c. in field.

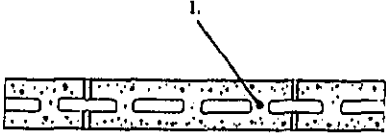
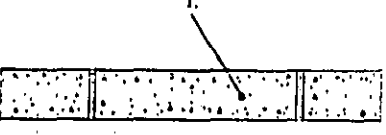
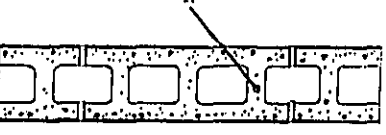
Sketch	...	Laboratory Test Number Year Frequencies Tested Source of Data	STC	Section Number
	...	Riverbank Acoustical Labs, TL69-283 1969 16f Brick Institute of America	50	1.4.1.2.5.1
	...	Riverbank Acoustical Labs, TL70-70 1969 16f Brick Institute of America	53	1.4.1.2.5.2

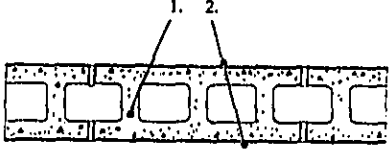
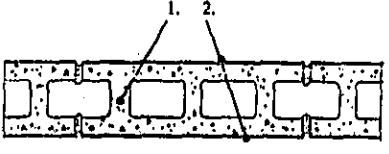
1. common brick, mortared together.
2. 1/2" gypsum/sand plaster.

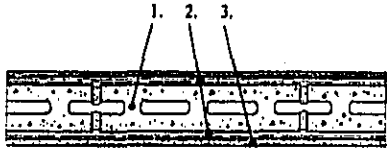
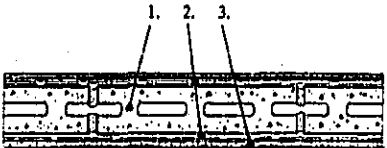
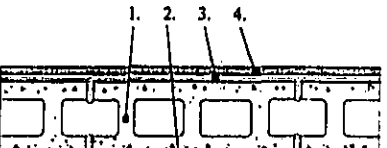
1. SCR brick, mortared together.
2. 1/2" gypsum/sand plaster.

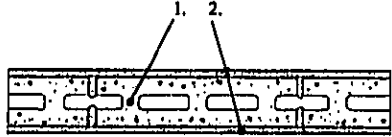
Sketch	Brief Description	...	Laboratory Test Number Year Frequencies Tested Source of Data	STC	Section Number
	<p>1. face brick, mortared together. 2. 2" air space 3. metal ties.</p>	...	<p>Riverbank Acoustical Labs. TL68-31 1967 16f Brick Institute of America</p>	50	1.4.1.3.1.1
	<p>1. brick, mortared together. 2. 2 1/4" cavity filled with concrete grout and #6 bars vertically 48"o.c. and #5 bars horizontally 30"o.c.</p>	...	<p>Riverbank Acoustical Labs. TL70-6 1969 16f Brick Institute of America</p>	59	1.4.1.3.1.2
	<p>1. common brick, mortared together. 2. face brick, mortared together.</p>	...	<p>Riverbank Acoustical Labs. TL67-32 1966 16f Brick Institute of America</p>	59	1.4.1.3.1.3

Sketch	Brief Description	...	Laboratory Test Number Year Frequencies Tested Source of Data	STC	Section Number
	<p>1. common brick, mortared together. 2. 3/4" mortar-filled cavity with metal Z ties 24" o.c. in both directions. 3. 1x3 furring strips 16" o.c. and nailed vertically into mortar joints 12" o.c. 4. 1/2" gypsum board nailed 8" o.c. along edges and 12" o.c. in field.</p>	<p>...</p>	<p>Riverbank Acoustical Labs, TL69-287 1969 16f Brick Institute of America</p>	<p>53</p>	<p>1.4.1.3.4.1</p>

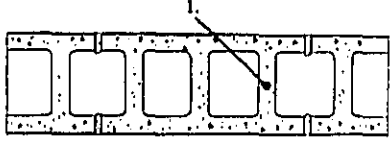
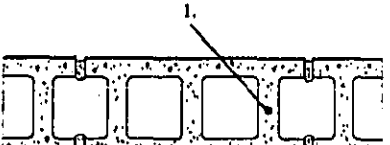
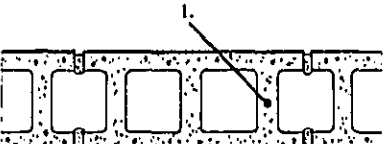
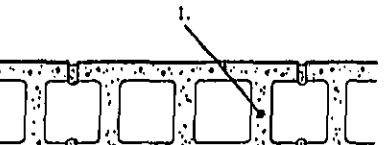
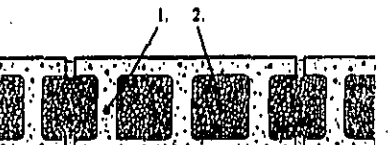
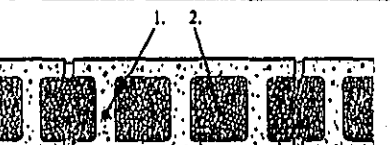
Sketch	Brief Description	Laboratory Test Number Year Frequencies Tested Source of Data	STC	Section Number
	1. 4x8x16" 3-cell lightweight concrete masonry units (17 lbs./block).	... Kodaras Acoustical Labs. 359-1-66 1966 16f Solite Corp.	40	1.4.2.2.1.1
	1. 4x8x16" solid lightweight concrete masonry units (23 lbs./block).	... Kodaras Acoustical Labs. 359-2-66 1966 16f Solite Corp.	35	1.4.2.2.1.2
	1. 6x8x16" 3-cell lightweight concrete masonry units (21 lbs./block).	... Kodaras Acoustical Labs. 359-4-66 1966 16f Solite Corp.	44	1.4.2.2.1.3

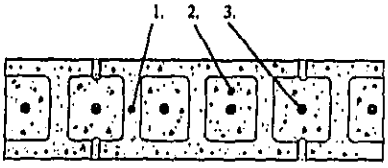
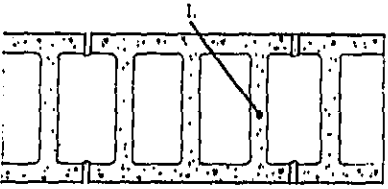
Sketch	...	Laboratory Test Number Year Frequencies Tested Source of Data	STC	Section Number
	...	Kodaras Acoustical Labs. 933-2-70 1970 16f National Concrete Masonry Assn.	46	1.4.2.2.1
	...	Kodaras Acoustical Labs. 1379-1-72 1972 16f National Concrete Masonry Assn.	48	1.4.2.2.2

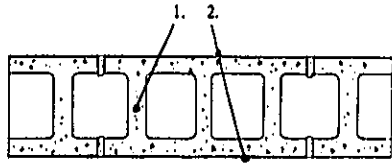
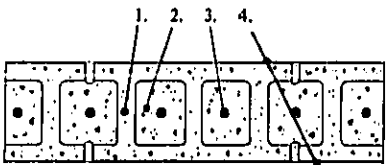
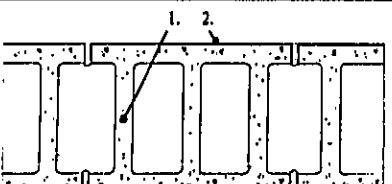
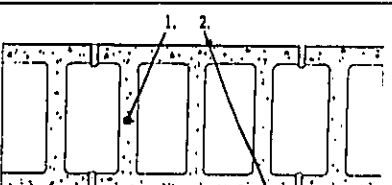
Sketch	...	Laboratory Test Number Year Frequencies Tested Source of Data	STC	Section Number
	...	Kodaras Acoustical Labs, 1379-4-72 1972 16f National Concrete Masonry Assn.	47	1.4.2.2.4.1
	...	Kodaras Acoustical Labs, 1379-2-72 1972 16f National Concrete Masonry Assn.	48	1.4.2.2.4.2
	...	Kodaras Acoustical Labs, 359-6-66 1966 16f Solite Corp.	53	1.4.2.2.4.3

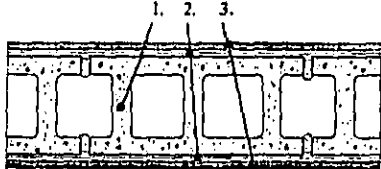
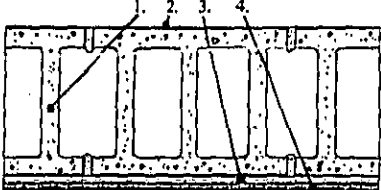
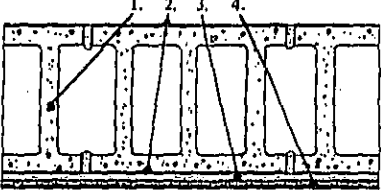
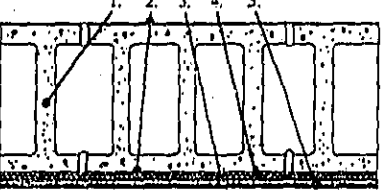
Sketch	...	Laboratory Test Number Year Frequencies Tested Source of Data	STC	Section Number
	...	Kodaras Acoustical Labs. 359-7-66 1966 16f Solite Corp.	48	1.4.2.2.5.1

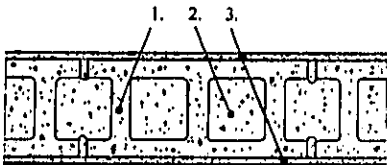
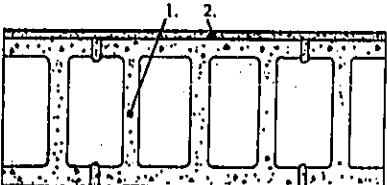
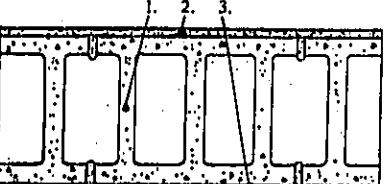

1. 4x8x16" 3-cell lightweight concrete masonry units (17 lbs./block).
 2. 1/2" gypsum/sand plaster with white coat finish.

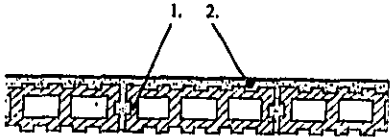
Sketch	...	Laboratory Test Number Year Frequencies Tested Source of Data	STC	Section Number
	...	Kodaras Acoustical Labs. 359-3-66 1966 16f Solite Corp.	45	1.4.2.3.1.1
	...	Kodaras Acoustical Labs. 1144-1-71 1971 16f National Concrete Masonry Assn.	49	1.4.2.3.1.2
	...	Kodaras Acoustical Labs. 1144-2-71 1971 16f National Concrete Masonry Assn.	49	1.4.2.3.1.3
	...	Kodaras Acoustical Labs. 1144-3-71 1971 16f National Concrete Masonry Assn.	52	1.4.2.3.1.4
	...	Kodaras Acoustical Labs. 1144-4-71 1971 16f National Concrete Masonry Assn.	51	1.4.2.3.1.5
	...	Kodaras Acoustical Labs. 1144-5-71 1971 16f National Concrete Masonry Assn.	51	1.4.2.3.1.6

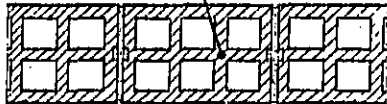
Sketch	...	Laboratory Test Number Year Frequencies Tested Source of Data	STC	Section Number
	...	Kodaras Acoustical Labs. 1023-1-71 1971 16f National Concrete Masonry Assn.	48	1.4.2.3.1.7
	...	National Research Council of Canada NRC #90 1974 16f National Research Council of Canada	39	1.4.2.3.1.8

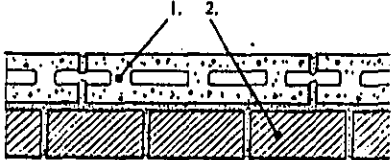
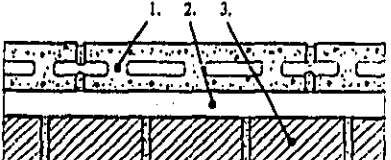
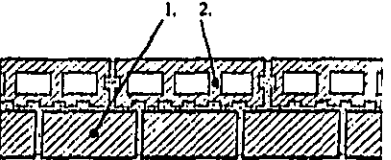
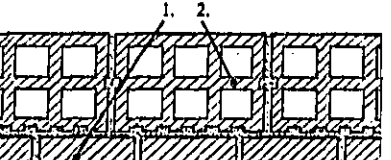
Sketch	Brief Description	...	Laboratory Test Number Year Frequencies Tested Source of Data	STC	Section Number
	<ol style="list-style-type: none"> 1. 8x8x16" 3-cell lightweight concrete masonry units (28 lbs./block). 2. paint, primer-sealer coat and finish coat. 	...	Kodaras Acoustical Labs. 359-5-66 1966 16f Solite Corp.	46	1.4.2.3.2.1
	<ol style="list-style-type: none"> 1. 8x8x18" 3-cell lightweight concrete masonry units (33 lbs./block). 2. grout in cells. 3. #5 bar each cell. 4. paint, two coats flat latex each side. 	...	Kodaras Acoustical Labs. 1023-2-71 1971 16f National Concrete Masonry Assn.	55	1.4.2.3.2.2
	<ol style="list-style-type: none"> 1. 12x8x16" 3-cell lightweight concrete masonry units (43 lbs./block). 2. paint one side only with 3 coats latex block filler. 	...	National Research Council of Canada NRC #90 1974 16f National Research Council of Canada	51	1.4.2.3.2.3
	<ol style="list-style-type: none"> 1. 12x8x16" 3-cell lightweight concrete masonry units (43 lbs./block). 2. paint both sides with 3 coats of latex block filler. 	...	National Research Council of Canada NRC #90 1974 16f National Research Council of Canada	50	1.4.2.3.2.4

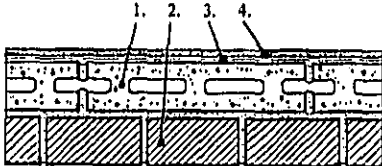
Sketch	Brief Description	Laboratory Test Number Year Frequencies Tested Source of Data	STC	Section Number
	<ol style="list-style-type: none"> 1. 8x8x16" 3-cell lightweight concrete masonry units (34 lbs./block). 2. resilient channels. 3. 5/8" gypsum board screwed to channels. 	... Kodaras Acoustical Labs, 933-1-70 1970 16f National Concrete Masonry Assn.	56	1.4.2.3.4.1
	<ol style="list-style-type: none"> 1. 12x8x16" 3-cell lightweight concrete masonry units (43 lbs./block). 2. paint one side only with 3 coats latex block filler. 3. resilient channels, 24"o.c. 4. 1/2" gypsum board attached with screws. 	... National Research Council of Canada NRC #90 1974 16f National Research Council of Canada	57	1.4.2.3.4.2
	<ol style="list-style-type: none"> 1. 12x8x16" 3-cell lightweight concrete masonry units (43 lbs./block). 2. paint both sides with 3 coats latex block filler. 3. resilient channels, 24"o.c. 4. 1/2" gypsum board attached with screws. 	... National Research Council of Canada NRC #90 1974 16f National Research Council of Canada	49	1.4.2.3.4.3
	<ol style="list-style-type: none"> 1. 12x8x16" 3-cell lightweight concrete masonry units (43 lbs./block). 2. paint both sides with 3 coats of latex block filler. 3. resilient channels, 24"o.c. 4. 1" thick sound attenuation blanket compressed under resilient channels and filling void between blocks and gypsum board. 5. 1/2" gypsum board attached with screws. 	... National Research Council of Canada NRC #90 1974 16f National Research Council of Canada	50	1.4.2.3.4.4

Sketch	Brief Description	Laboratory Test Number Year Frequencies Tested Source of Data	STC	Section Number
	<ol style="list-style-type: none"> 1. 8x8x18" 3-cell lightweight concrete masonry units (33 lbs./block). 2. grout in cells, 3. 1/2" plaster both sides. 	... Kodaras Acoustical Labs. 1023-9-71 1971 16f National Concrete Masonry Assn.	56	1.4.2.3.5.1
	<ol style="list-style-type: none"> 1. 12x8x16" 3-cell lightweight concrete masonry units (43 lbs./block). 2. 1/2" gypsum/sand plaster with finish coat on one side. 	... National Research Council of Canada NRC #93 1974 16f National Research Council of Canada	50	1.4.2.3.5.2
	<ol style="list-style-type: none"> 1. 12x8x16" 3-cell lightweight concrete masonry units (43 lbs./block). 2. 1/2" gypsum/sand plaster with finish coat on one side. 3. paint one side with 3 coats of latex block filler. 	... National Research Council of Canada NRC #93 1974 16f National Research Council of Canada	50	1.4.2.3.5.3
	<ol style="list-style-type: none"> 1. 12x8x16" 3-cell lightweight concrete masonry units (43 lbs./block). 2. 1/2" gypsum/sand plaster with finish coat both sides. 	... National Research Council of Canada NRC #93 1974 16f National Research Council of Canada	50	1.4.2.3.5.4

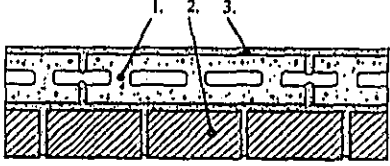
Sketch	...	Laboratory Test Number Year Frequencies Tested Source of Data	STC	Section Number
	...	Riverbank Acoustical Labs. TL67-82 1967 16f Brick Institute of America	41	1.4.3.2.5.1

Sketch	Brief Description	...	Laboratory Test Number Year Frequencies Tested Source of Data	STC	Section Number
	1. 8x5x12" structural clay tile, mortared together.	...	Riverbank Acoustical Labs. TL67-69 1966 16f Brick Institute of America	45	1.4.3.3.1.1

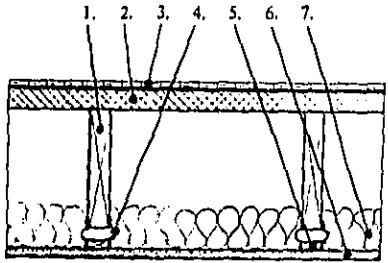
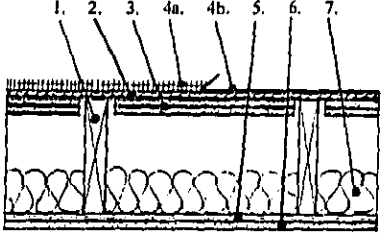
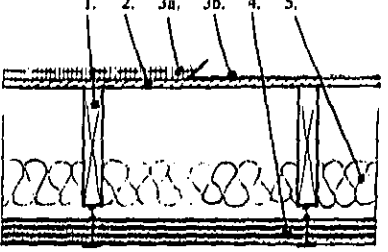
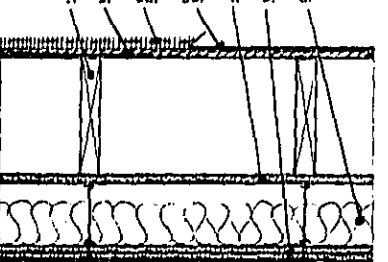
Sketch	...	Laboratory Test Number Year Frequencies Tested Source of Data	STC	Section Number
	...	Kodaras Acoustical Labs. 1023-4-71 1971 16f National Concrete Masonry Assn.	51	1.4.4.3.1.1
	...	Kodaras Acoustical Labs. 1023-6-71 1971 16f National Concrete Masonry Assn.	54	1.4.4.3.1.2
	...	Riverbank Acoustical Labs. TL67-65 1966 16f Brick Institute of America	50	1.4.4.3.1.3
	...	Riverbank Acoustical Labs. TL67-62 1966 16f Brick Institute of America	55	1.4.4.3.1.4

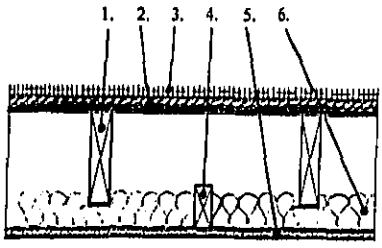
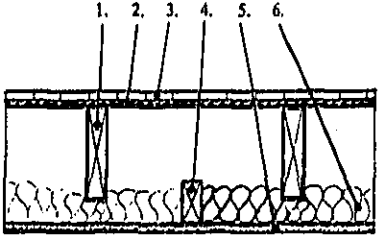
Sketch	...	Laboratory Test Number Year Tested Frequencies Tested Source of Data	STC	Section Number
	...	Kodaras Acoustical Labs. 1023-5-71 1971 16' National Concrete Masonry Assn.	56	1.4.4.3.4.1

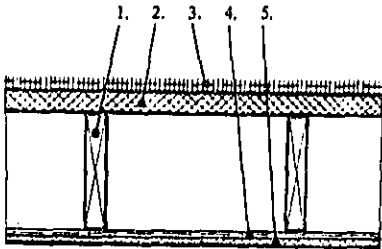
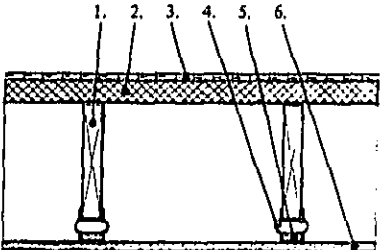
1. 4x8x18" 3-cell lightweight concrete masonry units (19 lbs./block).
2. common brick, mortared together.
3. resilient channels.
4. 1/2" gypsum board screwed to channels.

Sketch	Brief Description	Laboratory Test Number Year Frequencies Tested Source of Data	STC	Section Number
	<p>1. 4x8x18" 3-cell lightweight concrete masonry units (19 lbs./block). 2. common brick, mortared together. 3. 1/2" plaster.</p>	<p>Kodaras Acoustical Labs. 1023-10-71 1971 National Concrete Masonry Assn.</p>	<p>53</p>	<p>1.4.4.3.5.1</p>

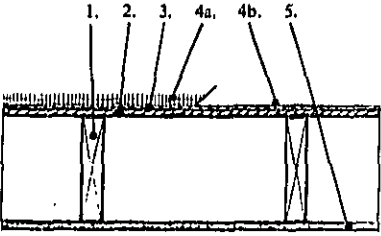
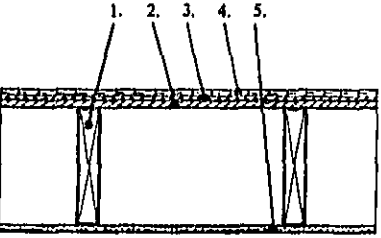
Sketch	Brief Description	...	Laboratory Test Number Year Frequencies Tested Source of Data	STC IIC	Section Number
	<ol style="list-style-type: none"> 1. 2x10 joists, 16"o.c. 2. 5/8" plywood glued to joists and nailed with 8d nails 12"o.c. 3a. 65 oz. carpet on 30 oz. foam rubber pad. 3b. 50 oz. carpet on 24 oz. hair pad. 3c. no floor covering. 4. resilient channels, 24"o.c. 5. 1/2" type X gypsum board screwed 12"o.c. 6. 3" thick sound attenuation blanket. 	<p>...</p>	<p>Owens/Corning Fiberglas OCF F-10-68 OCF F1-7-68 OCF F1-6-68 OCF F1-5-68 1968 16f Owens/Corning Fiberglas</p>	<p>47 a. 67 b. 55 c. 45</p>	<p>2.1.1.2.1.1</p>
	<ol style="list-style-type: none"> 1. 2x10 joists, 16"o.c. 2. 19/32" tongue and groove plywood. 3a. carpet and pad. 3b. vinyl tile. 4. resilient channels, 24"o.c. 5. 5/8" gypsum board screwed 12"o.c. 6. 1" thick sound attenuation blanket. 	<p>...</p>	<p>Gelger and Hamme APA-IST 1971 16f American Plywood Assn.</p>	<p>51 a. 74 b. 51</p>	<p>2.1.1.2.1.2</p>
	<ol style="list-style-type: none"> 1. 2x8 joists, 16"o.c. 2. 19/32" tongue and groove plywood nailed with 8d nails 6"o.c. at edges and 10"o.c. in field. 3a. 44 oz. carpet on 40 oz. hair pad. 3b. .075" sheet vinyl. 3c. 1/16" sheet vinyl. 4. resilient channels, 24"o.c. 5. 5/8" gypsum board screwed 12"o.c. 6. 3" thick sound attenuation blanket. 	<p>...</p>	<p>Kodaras Acoustical Labs. 224-32-65 224-3-65 224-11-65 224-33-65 1965 11f 16f American Plywood Assn.</p>	<p>48 a. 69 b. 45 c. 43</p>	<p>2.1.1.2.1.3</p>
	<ol style="list-style-type: none"> 1. 2x10 joists, 16"o.c. 2. 1 11/32" tongue and groove wood-fiber board. 3. 40 oz. wool carpet on 80 oz. sponge rubber pad. 4. resilient channels, 24"o.c. 5. 1/2" gypsum board screwed 12"o.c. 6. 3" thick sound attenuation blanket. 	<p>...</p>	<p>Kodaras Acoustical Labs. 370-17-66 370-14-66 1966 11f 16f Homasote Co.</p>	<p>50 72</p>	<p>2.1.1.2.1.4</p>

Sketch	Brief Description	Laboratory Test Number Year Frequencies Tested Source of Data	STC IIC	Section Number
	<ol style="list-style-type: none"> 1. 2x10 joists, 16"o.c. 2. 1 11/32" tongue and groove wood-fiber board nailed to joists. 3. 1/2" nominal parquet wood flooring glued on 30 lb. asphalt. 4. resilient clips, 20"o.c. 5. 1x2 wood furring strips. 6. 5/8" gypsum board. 7. 3 1/2" thick sound attenuation blanket. 	<p>... Kodarus Acoustical Labs. 370-6-66 370-7-66 1966 11f 16f Homasote Co.</p>	<p>48 45</p>	<p>2.1.1.2.1.5</p>
	<ol style="list-style-type: none"> 1. 2x10 joists, 16"o.c. 2. 5/8" tongue and groove plywood nailed with 8d nails 6"o.c. along edges and 10"o.c. in field. 3. two layers of 5/8" gypsum board attached with screws 12"o.c. to underside of subfloor. 4a. 44 oz. carpet on 40 oz. hair pad. 4b. 1/16" vinyl asbestos tile. 5. resilient channels, 24"o.c. 6. 5/8" gypsum board screwed 12"o.c. 7. 3 1/2" thick sound attenuation blanket. 	<p>... Riverbank Acoustical Labs. TL75-109 IN75-11 IN75-10 1975 16f U.S. Dept. of Agriculture</p>	<p>56 a. 74 b. 50</p>	<p>2.1.1.2.1.6</p>
	<ol style="list-style-type: none"> 1. 2x10 joists, 16"o.c. 2. 5/8" tongue and groove plywood nailed with 8d nails 6"o.c. along edges and 10"o.c. in field. 3a. 44 oz. carpet on 40 oz. hair pad. 3b. 1/16" vinyl asbestos tile. 4. 3 layers of 5/8" gypsum board suspended by wire hangers 1 1/8" long in a 2 by 4 foot heavy duty T grid ceiling system. 5. 3 1/2" thick sound attenuation blanket. 	<p>... Riverbank Acoustical Labs. TL75-105 IN75-9 IN75-8 1975 16f U.S. Dept. of Agriculture</p>	<p>52 a. 73 b. 47</p>	<p>2.1.1.2.1.7</p>
	<ol style="list-style-type: none"> 1. 2x10 joists, 16"o.c. 2. 5/8" tongue and groove plywood nailed with 8d nails 6"o.c. along edges and 10"o.c. in field. 3a. 44 oz. carpet on 40 oz. hair pad. 3b. 1/16" vinyl asbestos tile. 4. 5/8" gypsum board nailed 7"o.c. 5. two layers of 5/8" gypsum board suspended by wire hangers 5" long in a 2 by 4 foot heavy duty T grid ceiling system. 6. 3 1/2" thick sound attenuation blanket. 	<p>... Riverbank Acoustical Labs. TL75-103 IN75-7 IN75-6 1975 16f U.S. Dept. of Agriculture</p>	<p>49 a. 68 b. 47</p>	<p>2.1.1.2.1.8</p>

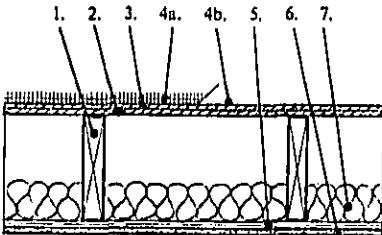
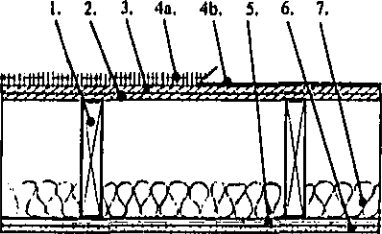
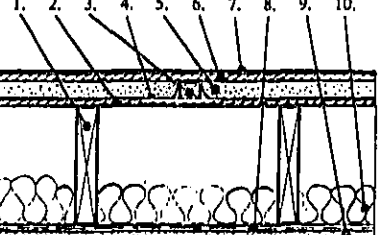
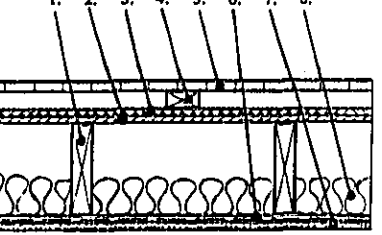
Sketch	Brief Description	Laboratory Test Number Year Frequencies Tested Source of Data	STC IIC	Section Number
	<ol style="list-style-type: none"> 1. 2x8 joists, 16"o.c. 2. 1 1/8" tongue and groove plywood nailed 6"o.c. at edges and 16"o.c. in field. 3. 44 oz. wool carpet on 40 oz. hair pad. 4. 2x4 ceiling joists, 16"o.c. and staggered between floor joists. 5. 5/8" gypsum board nailed to 2x4 joists. 6. 3" thick sound attenuation blanket. 	<p>... Kodaras Acoustical Labs. 224-14-65 224-15-65 1965 11f 16f American Plywood Assn.</p>	<p>51 80</p>	<p>2.1.1.2.1.9</p>
	<ol style="list-style-type: none"> 1. 2x8 joists, 16"o.c. 2. 1/2" plywood nailed with 8d nails 6"o.c. at edges and 16"o.c. in field. 3. 25/32" wood strip flooring nailed to subfloor. 4. 2x4 ceiling joists, 16"o.c. and staggered between floor joists. 5. 5/8" gypsum board nailed to 2x4 joists. 6. 3" thick sound attenuation blanket. 	<p>... Kodaras Acoustical Labs. 224-12-65 224-13-65 1965 11f 16f American Plywood Assn.</p>	<p>53 45</p>	<p>2.1.1.2.1.10</p>

Sketch	...	Laboratory Test Number Year Frequencies Tested Source of Data	STC IIC	Section Number
	...	Kodaras Acoustical Labs. 790-3-69 790-2-69 1969 16f Homasote Co.	49 68	2.1.1.2.2.1
	...	Kodaras Acoustical Labs. 370-4-66 370-5-66 1966 11f 16f Homasote Co.	48 43	2.1.1.2.2.2

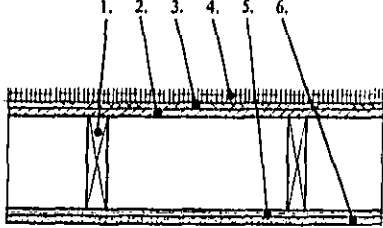
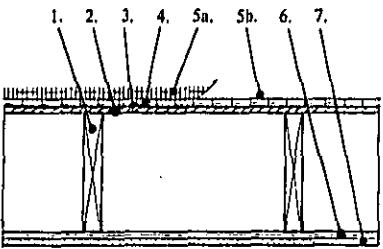
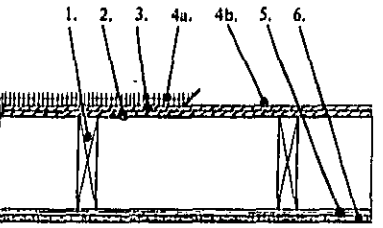
Sketch	Brief Description	...	Laboratory Test Number Year Frequencies Tested Source of Data	STC IIC	Section Number
	<ol style="list-style-type: none"> 1. 2x10 joists, 16"o.c. 2. 5/8" plywood subfloor glued to joists and nailed with 8d nails 12"o.c. 3. 1/4" particle board glued to plywood. 4. 1/2" parquet wood flooring glued to particle board. 5. 1/2" type X gypsum board screwed 12"o.c. 6. 3" thick sound attenuation blanket. 	<p>...</p>	<p>Owens/Corning Fiberglas OCF F-20-68 OCF F1-23-68 1968 16f Owens/Corning Fiberglas</p>	<p>43 37</p>	<p>2.1.2.1.1</p>

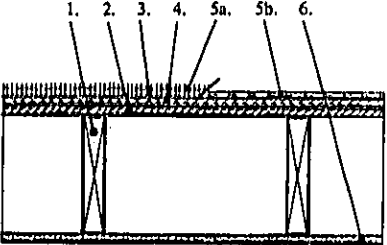
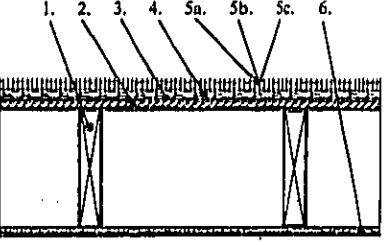
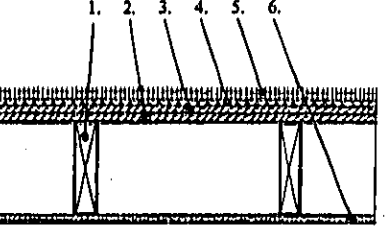
Sketch	...	Laboratory Test Number Year Frequencies Tested Source of Data	STC IIC	Section Number
	...	National Gypsum Co. 4024 5033 5032 1966 16f Gypsum Association	37 a. 66 b. 32	2.1.2.1.2.1
	...	Owens/Corning Fiberglas OCF F-21-68 OCF FI-24-68 1968 16f Owens/Corning Fiberglas	42 37	2.1.2.1.2.2

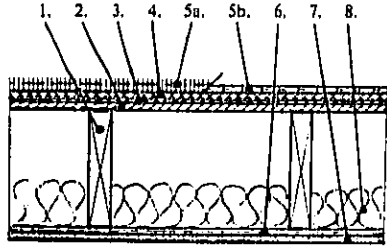
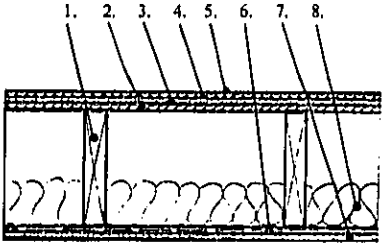
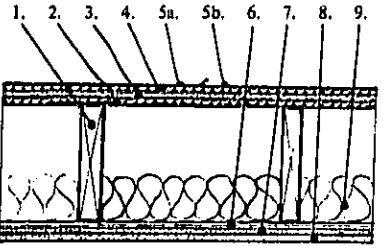
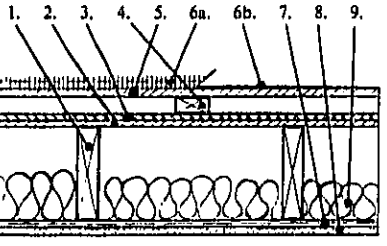
Sketch	Brief Description	Laboratory Test Number Year Frequencies Tested Source of Data	STC IIC	Section Number
<p>1. 2. 3. 4a. 4b. 4c. 4d. 4e. 4f. 4g. 5. 6. 7.</p>	<p>1. 2x10 joists, 16"o.c. 2. 5/8" plywood glued to joists and nailed with 8d nails 12"o.c. 3. 1/4" particle board glued to plywood subfloor. 4a. 76 oz. carpet on 50 oz. hair pad. 4b. 65 oz. carpet on 30 oz. foam rubber pad. 4c. 50 oz. carpet on 24 oz. hair pad. 4d. cushioned vinyl. 4e. 1/16" vinyl asbestos tile. 4f. 1/2" wood parquet flooring. 4g. no floor covering. 5. resilient channels, 24"o.c. 6. 1/2" type X gypsum board screwed 12"o.c. 7. 3" thick sound attenuation blanket.</p>	<p>Owens/Corning Fiberglas OCF F-18-68 OCF FI-18-68 OCF FI-17-68 OCF FI-19-68 OCF FI-20-68 OCF FI-21-68 OCF FI-22-68 OCF FI-16-68 1968 16f Owens/Corning Fiberglas</p>	<p>51 a. 70 b. 71 c. 58 d. 51 e. 47 f. 50 g. 49</p>	<p>2.1.2.2.1.1</p>
<p>1. 2. 3. 4. 5. 6. 7.</p>	<p>1. 2x8 joists, 16"o.c. 2. 5/8" tongue and groove plywood nailed with 8d nails 6"o.c. 3. 3/8" plywood stapled 3"o.c. at edges and 6"o.c. in field. 4. .075" sheet vinyl. 5. resilient channels, 24"o.c. 6. 5/8" gypsum board screwed 12"o.c. 7. 3" thick sound attenuation blanket.</p>	<p>Kodaras Acoustical Labs. 224-2-65 224-1-65 1965 11f 16f American Plywood Assn.</p>	<p>46 44</p>	<p>2.1.2.2.1.2</p>
<p>1. 2. 3. 4. 5. 6. 7.</p>	<p>1. 2x10 joists, 16"o.c. 2. 5/8" plywood nailed with 8d nails 6"o.c. at edges and 10"o.c. in field. 3. 3/8" particle board nailed with 7d nails 6"o.c. at edges and 10"o.c. in field. 4. 20 oz. carpet on 40 oz. hair pad. 5. resilient channels, 24"o.c. 6. 1/2" type X gypsum board screwed 12"o.c. 7. 3 1/2" thick sound attenuation blanket.</p>	<p>Geiger and Hamme OC-3MT 1971 16f Gypsum Association</p>	<p>51 73</p>	<p>2.1.2.2.1.3</p>
<p>1. 2. 3. 4a. 4b. 5. 6. 7.</p>	<p>1. 2x10 joists, 16"o.c. 2. 5/8" tongue and groove plywood subfloor glued and nailed to joists. 3. 1/2" plywood underlayment nailed to subfloor. 4a. 44 oz. carpet on 40 oz. hair pad. 4b. .07" vinyl tile. 5. resilient channels, 24"o.c. 6. 5/8" type X gypsum board screwed 12"o.c. 7. 3" thick sound attenuation blanket.</p>	<p>Geiger and Hamme USDA-8ST USDA-7ST 1972 16f U.S. Dept. of Agriculture</p>	<p>49 a. 64 b. 51</p>	<p>2.1.2.2.1.4</p>

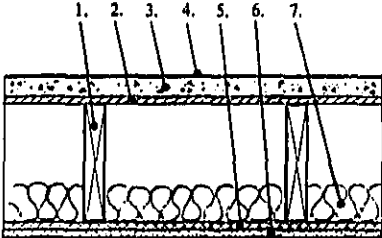
Sketch	Brief Description	Laboratory Test Number Year Frequencies Tested Source of Data	STC	Section Number
			IIC	
	<ol style="list-style-type: none"> 1. 2x8 joists, 16"o.c. 2. 1/2" plywood subfloor nailed to joists. 3. 3/8" plywood nailed to joists. 4a. carpet and pad. 4b. no floor covering. 5. resilient channels, 24"o.c. 6. 5/8" type X gypsum board screwed 12"o.c. 7. 3" thick sound attenuation blanket. 	<p>... National Gypsum Co. 4021 5027 5026 1964 16f Gypsum Association</p>	<p>47</p> <p>a. 62 b. 43</p>	<p>2.1.2.2.1.5</p>
	<ol style="list-style-type: none"> 1. 2x10 joists, 16"o.c. 2. 1/2" plywood nailed with 6d nails 6"o.c. at edges and 10"o.c. in field. 3. 5/8" plywood stapled 3"o.c. at edges and 6"o.c. in field. 4a. 44 oz. carpet on 40 oz. hair pad. 4b. 1/16" vinyl asbestos tile. 5. resilient channels, 16"o.c. 6. 1/2" type X gypsum board screwed 12"o.c. 7. 3" thick sound attenuation blanket. 	<p>... Cedar Knolls Acoustical Labs. 6712-8 6712-7 1967 16f Domtar Gypsum America Inc.</p>	<p>47</p> <p>a. 59 b. 44</p>	<p>2.1.2.2.1.6</p>
	<ol style="list-style-type: none"> 1. 2x10 joists, 16"o.c. 2. 1/2" plywood glued continuously and nailed 12"o.c. 3. 2x2 sleepers between joists, 16"o.c., glued continuously and lightly nailed. 4. 4 mil. plastic over subfloor and sleepers. 5. 1 1/2" sand. 6. 5/8" tongue and groove plywood, stapled 12"o.c. 7. .07" vinyl asbestos tile. 8. resilient channels, 24"o.c. 9. 5/8" gypsum board screwed 12"o.c. 10. 3" thick sound attenuation blanket. 	<p>... Riverbank Acoustical Labs. TL71-279 IN71-19 1971 16f U.S. Dept. of Agriculture</p>	<p>59</p> <p>56</p>	<p>2.1.2.2.1.7</p>
	<ol style="list-style-type: none"> 1. 2x8 joists, 16"o.c. 2. 1/2" plywood nailed with 8d nails 6"o.c. at edges and 10"o.c. in the field. 3. 1/2" wood-fiber board stapled 24"o.c. each way. 4. 2x3 furring strips, 16"o.c. glued to insulation board, parallel to and between joists. 5. 25/32" wood strip flooring. 6. resilient channels, 24"o.c. 7. 5/8" gypsum board screwed 12"o.c. 8. 3" thick sound attenuation blanket. 	<p>... Kodaras Acoustical Labs. 224-10-65 224-9-65 1965 11f 16f American Plywood Assn.</p>	<p>53</p> <p>51</p>	<p>2.1.2.2.1.8</p>

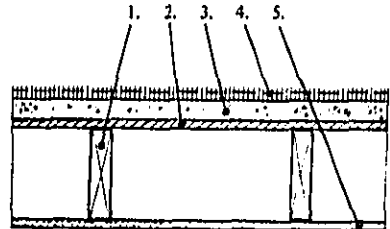
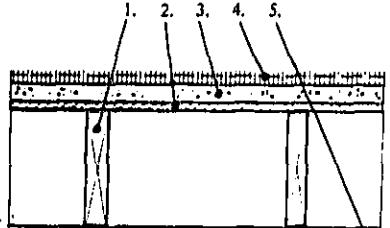
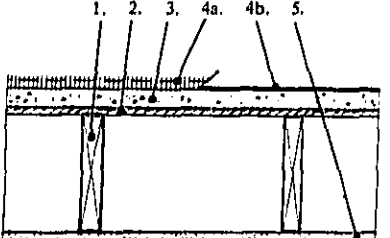
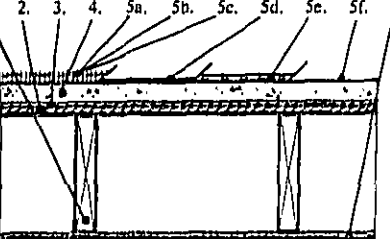
Sketch	Brief Description	Laboratory Test Number Year Frequencies Tested Source of Data	STC IIC	Section Number
<p>1. 2x10 joists, 16"o.c. 2. 5/8" plywood nailed with 6d nails 6"o.c. at edges and 10"o.c. in field. 3. sound deadening felt. 4. 5/8" plywood nailed with 8d nails 6"o.c. at edges and 10"o.c. in field. 5. 44 oz. carpet on 40 oz. hair pad. 6. resilient channels, 24"o.c. 7. 3/8" type X gypsum lath attached with 3 screws per channel per lath. 8. 1/2" sanded gypsum plaster. 9. 3" thick sound attenuation blanket.</p>	<p>... Cedar Knolls Acoustical Labs. 6712-5 1969 16f Gypsum Association</p>	<p>50 68</p>	<p>2.1.2.2.1.9</p>	

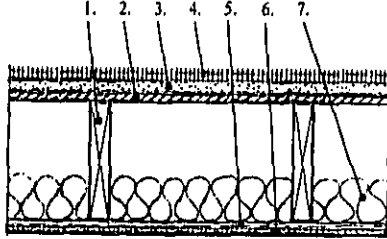
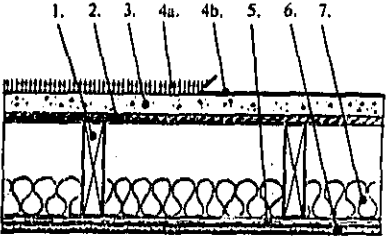
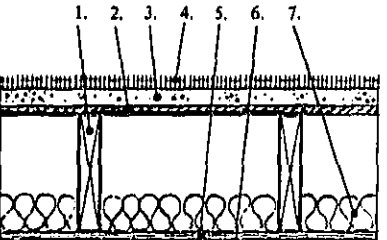
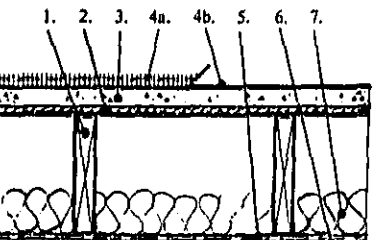
Sketch	...	Laboratory Test Number Year Frequencies Tested Source of Data	STC IIC	Section Number
	...	Kodaras Acoustical Labs, 790-7-69 790-6-69 1969 16f Homasote Co.	48 65	2.1.2.2.1
	...	Cedar Knolls Acoustical Labs. 6512-7 6512-6 1965 16f Gypsum Association	46 a. 67 b. 39	2.1.2.2.2
	...	National Gypsum Co. 4010 5012 5016 1964 16f Gypsum Association	43 a. 63 b. 38	2.1.2.2.3

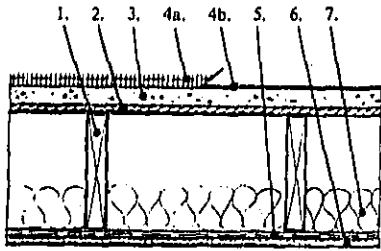
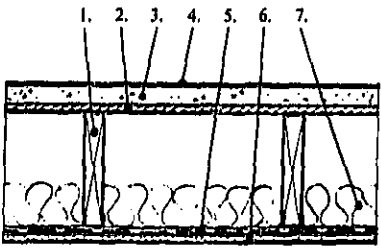
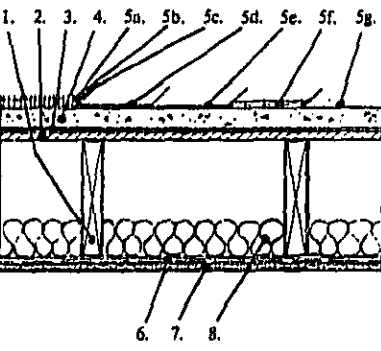
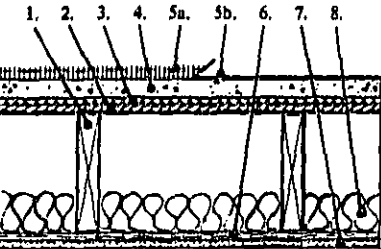
Sketch	...	Laboratory Test Number Year Frequencies Tested Source of Data	STC IIC	Section Number
	...	Owens/Corning Fiberglas OCF F-33-68 OCF FI-71-68 OCF FI-72-68 1968 16f Owens/Corning Fiberglas	39 a. 61 b. 38	2.1.3.1.2.1
	...	Owens/Corning Fiberglas OCF F-21-68 OCF FI-27-68 OCF FI-25-68 OCF FI-26-68 1968 16f Owens/Corning Fiberglas	42 a. 60 b. 60 c. 46	2.1.3.1.2.2
	...	Kodaras Acoustical Labs. 216-1-64 188-2-64 1964 11f 16f Homasote Co.	42 59	2.1.3.1.2.3

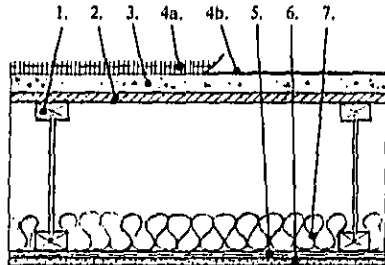
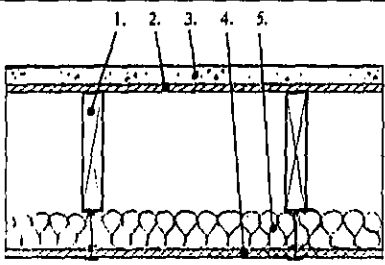
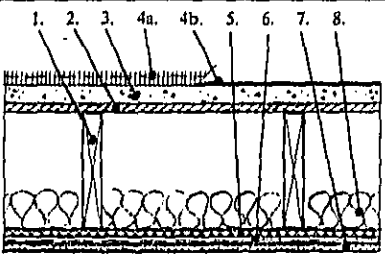
Sketch	Brief Description	Laboratory Test Number Year Frequencies Tested Source of Data	STC	Section Number
			IIC	
	<ol style="list-style-type: none"> 1. 2x10 joists, 16"o.c. 2. 5/8" plywood glued to joists and nailed with 8d nails 12"o.c. 3. 1/4" particle board glued to plywood. 4. 1/2" wood-fiber board glued to particle board. 5a. 76 oz. carpet on 50 oz. hair pad. 5b. 1/2" parquet wood flooring. 6. resilient channels, 24"o.c. 7. 1/2" type X gypsum board screwed 12"o.c. 8. 3" thick sound attenuation blanket. 	<p>Owens/Corning Fiberglas OCF F-32-68 OCF F1-70-68 OCF F1-73-68 1968 16f Owens/Corning Fiberglas</p>	<p>52 a. 74 b. 55</p>	<p>2.1.3.2.1.1</p>
	<ol style="list-style-type: none"> 1. 2x10 joists, 16"o.c. 2. 1/2" plywood nailed with 6d nails 6"o.c. at edges and 10"o.c. in field. 3. 1/2" gypsum board, no fasteners. 4. 3/8" particle board stapled with 1 5/8" staples 3"o.c. at edges and 6"o.c. in field. 5. 1/16" vinyl tile. 6. resilient channels, 16"o.c. 7. 1/2" gypsum board screwed 12"o.c. 8. 3" thick sound attenuation blanket. 	<p>Cedar Knolls Acoustical Labs. 6712-11 1967 16f Domtar Gypsum America Inc.</p>	<p>49 46</p>	<p>2.1.3.2.1.2</p>
	<ol style="list-style-type: none"> 1. 2x10 joists, 16"o.c. 2. 1/2" plywood nailed with 6d nails 6"o.c. at edges and 10"o.c. in field. 3. 1/2" gypsum board, no fasteners. 4. 3/8" particle board stapled with 1 5/8" staples 3"o.c. at edges and 6"o.c. in field. 5a. .140" cushioned vinyl. 5b. .063" vinyl asbestos tile. 6. resilient channels, 16"o.c. 7. 1/2" gypsum board screwed 12"o.c. 8. 1/2" gypsum board screwed 12"o.c. 9. 3" thick sound attenuation blanket. 	<p>Cedar Knolls Acoustical Labs. 6712-12 6712-13 1967 16f Domtar Gypsum America Inc.</p>	<p>49 a. 53 b. 50</p>	<p>2.1.3.2.1.3</p>
	<ol style="list-style-type: none"> 1. 2x8 joists, 16"o.c. 2. 1/2" plywood nailed with 8d nails 6"o.c. at edges and 16"o.c. in field. 3. 1/2" wood-fiber board stapled 24"o.c. each way. 4. 2x3 furring strips 16"o.c. and glued to wood-fiber board, parallel to and between joists. 5. 19/32" tongue and groove plywood nailed with 6d nails 6"o.c. at edges and 10"o.c. in field. 6a. 44 oz. carpet on 40 oz. hair pad. 6b. .075" sheet vinyl. 7. resilient channels, 24"o.c. 8. 5/8" gypsum board screwed 12"o.c. 9. 3" thick sound attenuation blanket. 	<p>Kodaras Acoustical Labs. 224-6-65 224-5-65 224-7-65 1965 11f 16f American Plywood Assn.</p>	<p>52 a. 78 b. 49</p>	<p>2.1.3.2.1.4</p>

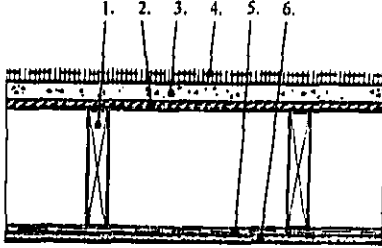
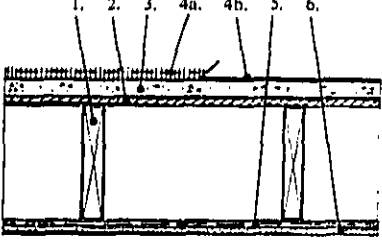
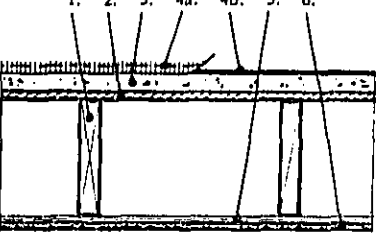
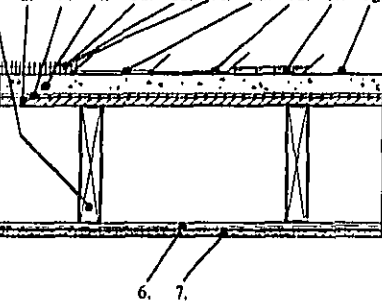
Sketch	...	Laboratory Test Number Year Tested Frequencies Tested Source of Data	STC IIC	Section Number
 <ol style="list-style-type: none"> 1. 2x10 joists, 16"o.c. 2. 5/8" plywood subfloor. 3. 1 1/2" lightweight concrete, 15 psf. 4. .07" vinyl tile. 5. 1/2" wood-fiber board, nailed with 6d nails 12"o.c. 6. 5/8" type X gypsum board nailed 7"o.c. 7. 3" thick sound attenuation blanket. 	...	Geiger and Hamme USDA-4XST 1971 16f U.S. Dept. of Agriculture	48 39	2.1.4.1.1.1

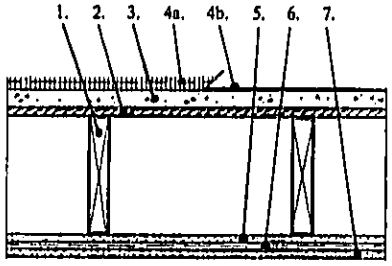
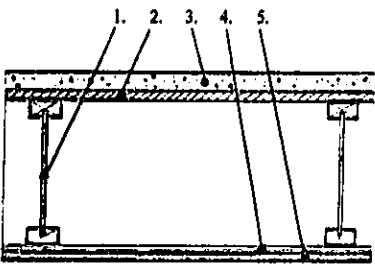
Sketch	Brief Description	Laboratory Test Number Year Frequencies Tested Source of Data	STC IIC	Section Number
	<ol style="list-style-type: none"> 1. 2x8 joists, 16"o.c. 2. 5/8" tongue and groove plywood nailed to joists with 8d nails 6"o.c. at edges and 10"o.c. in field. 3. 1 5/8" lightweight concrete over 4 mil. polyethylene film. 4. 44 oz. carpet on 40 oz. hair pad. 5. 5/8" gypsum board nailed to joists. 	<p>... Kodaras Acoustical Labs. 224-30-65 224-29-65 1965 11f 16f American Plywood Assn.</p>	<p>47 66</p>	<p>2.1.4.1.2.1</p>
	<ol style="list-style-type: none"> 1. 2x10 joists, 16"o.c. 2. 5/8" plywood subfloor. 3. 1 1/2" lightweight concrete, 15 psf. 4. 44 oz. carpet over 40 oz. hair pad. 5. 5/8" type X gypsum board nailed with 6d nails 7"o.c. 	<p>... Geiger and Hamme USDA-IST 1970 16f U.S. Dept. of Agriculture</p>	<p>48 NA</p>	<p>2.1.4.1.2.2</p>
	<ol style="list-style-type: none"> 1. 2x10 joists, 16"o.c. 2. 5/8" plywood subfloor nailed with 8d nails 6"o.c. along edges and 10"o.c. in field. 3. 1 1/2" thick lightweight concrete over 15 lb. asphalt felt. 4a. 20 oz. carpet on 40 oz. hair pad. 4b. 1/16" vinyl-asbestos tile. 5. 5/8" type X gypsum board nailed with 6d nails 7"o.c. 	<p>... Geiger and Hamme CCA-6MT 1972 16f Cellular Concrete Assn.</p>	<p>49 a. 63 b. 33</p>	<p>2.1.4.1.2.3</p>
	<ol style="list-style-type: none"> 1. 2x10 joists, 16"o.c. 2. 5/8" plywood glued to joists and nailed with 8d nails 12"o.c. 3. 1/4" particle board glued to plywood subfloor. 4. 1 5/8" lightweight concrete, 12 psf, over 3 mil. polyvinyl film. 5a. 76 oz. carpet on 50 oz. hair pad. 5b. 65 oz. carpet on 30 oz. foam rubber pad. 5c. 50 oz. carpet on 24 oz. hair pad. 5d. cushioned vinyl. 5e. 1/2" parquet wood flooring. 5f. no floor covering. 6. 1/2" type X gypsum board screwed 12"o.c. 	<p>... Owens/Corning Fiberglas OCF F-22-68 OCF FI-32-68 OCF FI-29-68 OCF FI-31-68 OCF FI-30-68 OCF FI-34-68 OCF FI-28-68 1968 16f Owens/Corning Fiberglas</p>	<p>46 a. 61 b. 66 c. 49 d. 41 e. 40 f. 26</p>	<p>2.1.4.1.2.4</p>

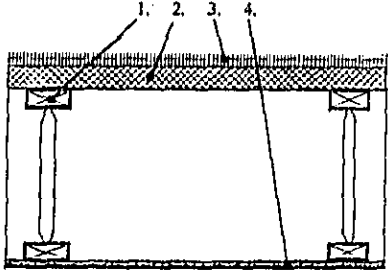
Sketch	Brief Description	Laboratory Test Number Year Frequencies Tested Source of Data	STC IIC	Section Number
	<ol style="list-style-type: none"> 1. 2x10 joists, 16"o.c. 2. 5/8" plywood nailed with 6d nails 6"o.c. at edges and 10"o.c. in field. 3. 1" sanded gypsum underlayment over 15 lb. asphalt felt. 4. 20 oz. carpet on 40 oz. hair pad. 5. resilient channels, 24"o.c. 6. 1/2" type X gypsum board screwed 12"o.c. 7. 3 1/2" thick sound attenuation blanket. 	<p>... Geiger and Hamme BW-10MT 1970 16f Gypsum Association</p>	<p>58 73</p>	<p>2.1.4.2.1.1</p>
	<ol style="list-style-type: none"> 1. 2x8 joists, 16"o.c. 2. 5/8" tongue and groove plywood nailed to joists with 8d nails 6"o.c. at edges and 10"o.c. in field. 3. 1 5/8" thick lightweight concrete over 4 mil. polyethylene film. 4a. 44 oz. carpet on 40 oz. hair pad. 4b. .075" sheet vinyl. 5. resilient channels, 24"o.c. 6. 5/8" gypsum board screwed 12"o.c. 7. 3" thick sound attenuation blanket. 	<p>... Kodaras Acoustical Labs. 224-28-65 224-27-65 224-34-65 1965 11f 16f American Plywood Assn.</p>	<p>53 a. 74 b. 47</p>	<p>2.1.4.2.1.2</p>
	<ol style="list-style-type: none"> 1. 2x10 joists, 16"o.c. 2. 5/8" plywood subfloor. 3. 1 1/2" lightweight concrete, 15 psf. 4. 44 oz. carpet over 40 oz. hair pad. 5. resilient channels, 24"o.c. 6. 5/8" type X gypsum board screwed 12"o.c. 7. 3" thick sound attenuation blanket. 	<p>... Geiger and Hamme USDA-2ST 1970 16f U.S. Dept. of Agri- culture</p>	<p>58 67</p>	<p>2.1.4.2.1.3</p>
	<ol style="list-style-type: none"> 1. 2x10 joists, 16"o.c. 2. 5/8" plywood subfloor nailed with 8d nails 6"o.c. along edges and 10"o.c. in field. 3. 1 1/2" thick lightweight concrete over 15 lb. asphalt felt. 4a. 20 oz. carpet on 40 oz. hair pad. 4b. 1/16" thick vinyl-asbestos tile. 5. resilient channels, 24"o.c. 6. 1/2" type X gypsum board screwed 12"o.c. 7. 3 1/2" thick sound attenuation blanket. 	<p>... Geiger and Hamme CCA-14MT CCA-15MT 1972 16f Cellular Concrete Assn.</p>	<p>60 a. 73 b. 47</p>	<p>2.1.4.2.1.4</p>

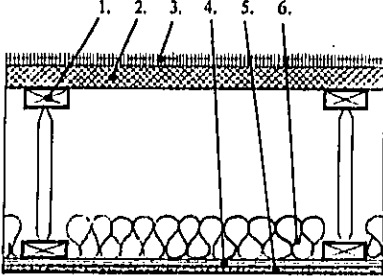
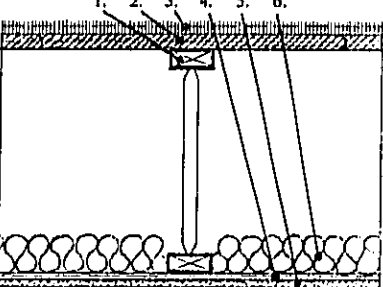
Sketch	Brief Description	Laboratory Test Number Year Frequencies Tested Source of Data	STC IIC	Section Number
	<ol style="list-style-type: none"> 1. 2x10 joists, 16"o.c. 2. 5/8" plywood subfloor nailed with 8d nails 6"o.c. along edges and 10"o.c. in field. 3. 1 1/2" thick lightweight concrete over 15 lb. asphalt felt. 4a. 20 oz. carpet on 40 oz. hair pad. 4b. 1/16" thick vinyl-asbestos tile. 5. resilient channels, 24"o.c. 6. 5/8" type X gypsum board screwed 12"o.c. 7. 3 1/2" thick sound attenuation blanket. 	<p>Geiger and Hamme CCA-12MT CCA-13MT 1972 16f Cellular Concrete Assn.</p>	<p>61 a. 79 b. 46</p>	<p>2.1.4.2.1.5</p>
	<ol style="list-style-type: none"> 1. 2x10 joists, 16"o.c. 2. 5/8" plywood nailed to joists. 3. 1 1/2" thick lightweight concrete, 13 psf. 4. cushioned vinyl. 5. resilient channels, 24"o.c. 6. 5/8" gypsum board screwed to channels. 7. 3 1/2" thick sound attenuation blanket. 	<p>Cedar Knolls Acoustical Labs. 7711.12 1977 16f Congoleum Corp.</p>	<p>NA 51</p>	<p>2.1.4.2.1.6</p>
	<ol style="list-style-type: none"> 1. 2x10 joists, 16"o.c. 2. 5/8" plywood glued to joists and nailed with 8d nails 12"o.c. 3. 1/4" particle board glued to plywood subfloor. 4. 1 5/8" thick lightweight concrete, 12 psf, over 3 mil. polyvinyl film. 5a. 76 oz. carpet on 50 oz. hair pad. 5b. 65 oz. carpet on 30 oz. foam rubber pad. 5c. 50 oz. carpet on 24 oz. hair pad. 5d. cushioned vinyl 5e. 1/16" vinyl-asbestos tile. 5f. 1/2" parquet wood flooring. 5g. no floor covering. 6. resilient channels, 24"o.c. 7. 1/2" type X gypsum board screwed 12"o.c. 8. 3" thick sound attenuation blanket. 	<p>Owens/Corning Fiberglas OCF F-24-68 OCF FI-38-68 OCF FI-37-68 OCF FI-39-68 OCF FI-36-68 OCF FI-40-68 OCF FI-35-68 OCF FI-41-68 1968 16f Owens/Corning Fiberglas</p>	<p>53 a. 73 b. 76 c. 64 d. 56 e. 43 f. 52 g. 38</p>	<p>2.1.4.2.1.7</p>
	<ol style="list-style-type: none"> 1. 2x10 joists, 16"o.c. 2. 5/8" plywood subfloor. 3. 1/2" wood-fiber board. 4. 1 1/2" thick lightweight concrete, 15 psf. 5a. 44 oz. carpet over 40 oz. hair pad. 5b. .07" vinyl tile. 6. resilient channels, 24"o.c. 7. 5/8" type X gypsum board screwed 12"o.c. 8. 3" thick sound attenuation blanket. 	<p>Geiger and Hamme USDA-9ST 1971 16f U.S. Dept. of Agriculture</p>	<p>59 a. 72 b. 51</p>	<p>2.1.4.2.1.8</p>

Sketch	Brief Description	Laboratory Test Number Year Frequencies Tested Source of Data	STC	Section Number
			IIC	
	<ol style="list-style-type: none"> 1. plywood web I-beams 12" deep and 24" o.c. 2. 3/4" plywood subfloor nailed with 6d nails 6" o.c. at edges and 10" o.c. in field. 3. 1 1/2" thick lightweight concrete, 15 psf. 4a. 44 oz. carpet on 40 oz. hair pad. 4b. .07" vinyl tile. 5. resilient channels, 24" o.c. 6. 5/8" gypsum board screwed 12" o.c. 7. 3" thick sound attenuation blanket. 	<p>... Geiger and Hamme USDA-IIST 1971 16f U.S. Dept. of Agriculture</p>	<p>58 a. 77 b. 50</p>	<p>2.1.4.2.1.9</p>
	<ol style="list-style-type: none"> 1. 2x10 joists, 16" o.c. 2. 5/8" plywood subfloor. 3. 1 1/2" thick lightweight concrete, 15 psf. 4. 5/8" mineral-fiber ceiling tile suspended by wire hangers in a 2 by 4 foot T grid ceiling system. 5. 3" thick sound attenuation blanket. 	<p>... Geiger and Hamme USDA-6ST 1970 16f U.S. Dept. of Agriculture</p>	<p>58 NA</p>	<p>2.1.4.2.1.10</p>
	<ol style="list-style-type: none"> 1. 2x10 joists, 16" o.c. 2. 5/8" plywood subfloor. 3. 1 1/2" thick lightweight concrete, 15 psf. 4a. 44 oz. carpet on 40 oz. hair pad. 4b. .07" vinyl tile. 5. 1/2" wood-fiber board nailed with 6d nails 12" o.c. 6. resilient channels, 24" o.c. 7. 5/8" type X gypsum board screwed 12" o.c. 8. 3" thick sound attenuation blanket. 	<p>... Geiger and Hamme USDA-4-ST 1971 16f U.S. Dept. of Agriculture</p>	<p>56 a. 75 b. 50</p>	<p>2.1.4.2.1.11</p>

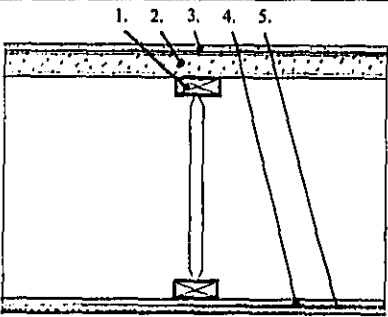
Sketch	...	Laboratory Test Number Year Frequencies Tested Source of Data	STC IIC	Section Number
	...	Geiger and Hamme USDA-3ST 1970 16f U.S. Dept. of Agriculture	55 NA	2.1.4.2.2.1
	...	Geiger and Hamme CCA-17MT CCA-16MT 1972 16f Cellular Concrete Assn.	56 a. 70 b. 37	2.1.4.2.2.2
	...	Geiger and Hamme CCA-11MT CCA-10MT 1972 16f Cellular Concrete Assn.	58 a. 73 b. 37	2.1.4.2.2.3
	...	Owens/Corning Fiberglas OCF F-26-68 OCF FI-47-68 OCF FI-46-68 OCF FI-48-68 OCF FI-45-68 OCF FI-43-68 OCF FI-44-68 OCF FI-42-68 1968 16f Owens/Corning Fiberglas	52 a. 73 b. 76 c. 62 d. 55 e. 36 f. 50 g. 33	2.1.4.2.2.4

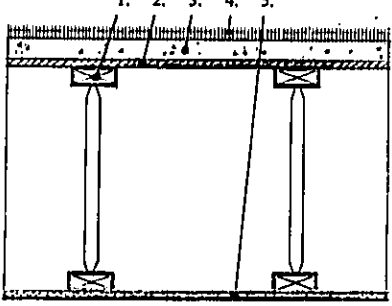
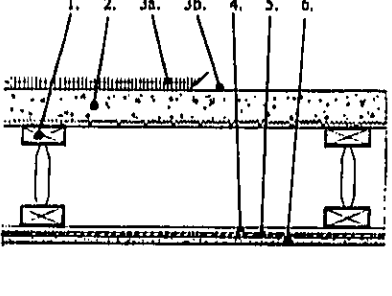
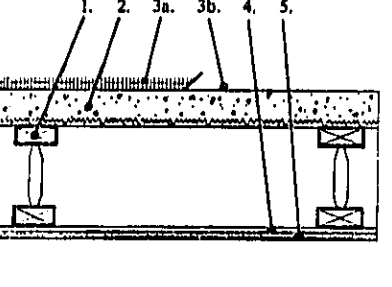
Sketch	...	Laboratory Test Number Year Frequencies Tested Sources of Data	STC IIC	Section Number
 <p>1. 2x10 joists, 16"o.c. 2. 5/8" plywood subfloor nailed with 8d nails 6"o.c. along edges and 10"o.c. in field. 3. 1 1/2" thick lightweight concrete over 15 lb. asphalt felt. 4a. 20 oz. carpet on 40 oz. hair pad. 4b. 1/16" vinyl-asbestos tile. 5. 5/8" type X gypsum board nailed with 6d nails 7"o.c. 6. resilient channels, 24"o.c. 7. 5/8" type X gypsum board screwed 12"o.c.</p>	...	Geiger and Hamme CCA-8MT CCA-9MT 1972 16f Cellular Concrete Assn.	55 a. 63 b. 43	2.1.4.2.2.5
 <p>1. plywood web I-beams 12" deep and 24"o.c. 2. 3/4" plywood subfloor nailed with 6d nails 6"o.c. at edges and 10"o.c. in field. 3. 1 1/2" thick lightweight concrete, 15 psf. 4. resilient channels, 24"o.c. 5. 5/8" gypsum board screwed 12"o.c.</p>	...	Geiger and Hamme USDA-11XST 1971 16f U.S. Dept. of Agriculture	57 NA	2.1.4.2.2.6

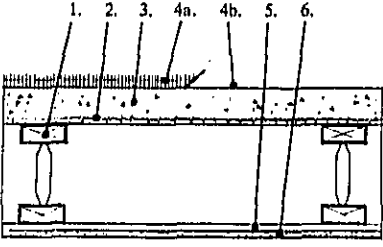
Sketch	...	Laboratory Test Number Year Frequencies Tested Source of Data	STC IIC	Section Number
 <p data-bbox="663 580 999 663"> 1. 14" deep type A open-web joists 24" o.c. 2. 1 3/4" wood-fiber board nailed to joists. 3. 44 oz. carpet on 40 oz. hair pad. 4. 1/2" gypsum board nailed to joists. </p>	...	Kodaras Acoustical Labs. 858-1-70 858-2-70 1970 16f Homasote Co.	42 58	2.2.1.1.2.1

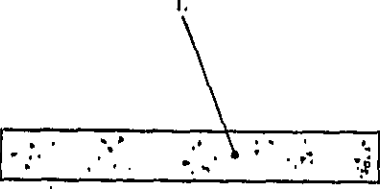
Sketch	Brief Description	Laboratory Test Number Year Frequencies Tested Source of Data	STC IIC	Section Number
	<ol style="list-style-type: none"> 1. 14" deep type A open-web joists 24"o.c. 2. 1 3/4" wood-fiber board nailed to joists. 3. 44 oz. carpet on 40 oz. pad. 4. resilient channels, 24"o.c. 5. 1/2" gypsum board. 6. 3 1/2" thick sound attenuation blanket. 	<p>... Kodaras Acoustical Labs. 858-5-70 858-6-70 1970 16f Homasote Co.</p>	<p>50 65</p>	<p>2.2.1.2.1.1</p>
	<ol style="list-style-type: none"> 1. 18" deep open-web joists, 32"o.c. 2. 1 1/8" tongue and groove plywood nailed to joists. 3. 44 oz. carpet on 40 oz. hair pad. 4. resilient channels, 24"o.c. 5. 5/8" gypsum board screwed 12"o.c. 6. 3" thick sound attenuation blanket. 	<p>... Kodaras Acoustical Labs. 224-36-65 224-35-65 1965 11f 16f American Plywood Assn.</p>	<p>47 69</p>	<p>2.2.1.2.1.2</p>

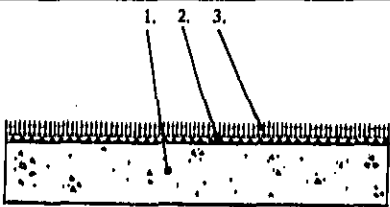
Sketch	Brief Description	Laboratory Test Number Year Frequencies Tested Source of Data	STC IIC	Section Number
<p>1. 14" deep type A open-web joists 24"o.c. 2. 1 3/4" wood-fiber board nailed to joists. 3. 44 oz. carpet on 40 oz. hair pad. 4. resilient channels, 24"o.c. 5. 1/2" gypsum board screwed to channels.</p>	<p>... Kodaras Acoustical Labs. 858-3-70 858-4-70 1970 16f Homasote Co.</p>	<p>48 65</p>	<p>2.2.1.2.2.1</p>	



Sketch	...	Laboratory Test Number Year Frequencies Tested Source of Data	STC IIC	Section Number
 <p data-bbox="674 549 1004 706"> 1. 18" deep open-web joists, 48"o.c. 2. 2" metal edged tongue and groove gypsum floor plank welded to joists. 3. 1/2" gypsum underlayment compound. 4. metal furring channels 24"o.c. and attached with wire ties. 5. 5/8" type X gypsum board screwed 12"o.c. </p>	<p data-bbox="1029 549 1045 569">...</p>	<p data-bbox="1062 549 1210 673">Cedar Knolls Acoustical Labs. 6612-26 1966 16f Gypsum Association 37</p>	<p data-bbox="1227 549 1265 569">48</p>	<p data-bbox="1281 549 1356 569">2.2.2.2.1</p>

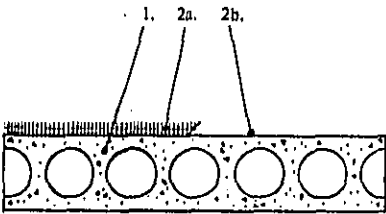
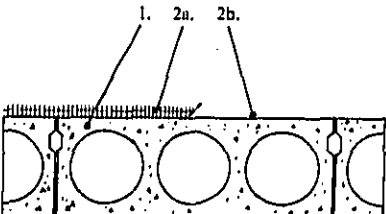
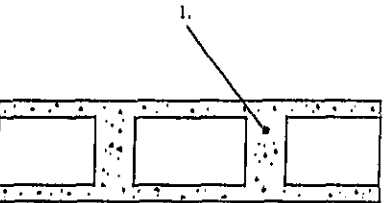
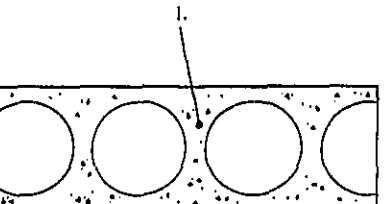
Sketch	...	Laboratory Test Number Year Frequencies Tested Source of Data	STC IIC	Section Number
 <p>1. 2. 3. 4. 5.</p>	...	Kodaras Acoustical Labs. 224-38-65 224-37-65 1965 11f 16f American Plywood Assn.	46 62	2.2.4.1.2.1
 <p>1. 2. 3a. 3b. 4. 5. 6.</p>	...	National Gypsum Co. 4056 5090 5089 1967 16f Gypsum Association	47 a. 73 b. 26	2.2.4.1.2.2
 <p>1. 2. 3a. 3b. 4. 5.</p>	...	National Gypsum Co. 4075 5122 5121 1969 16f Gypsum Association	53 a. 67 b. 21	2.2.4.1.2.3

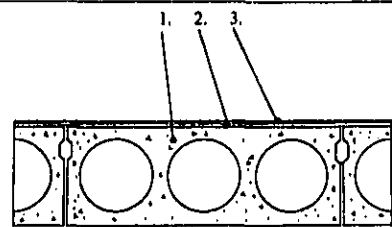
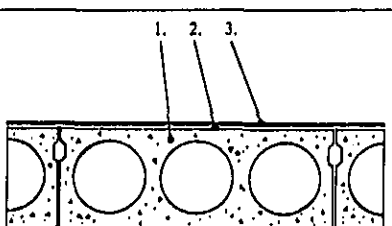
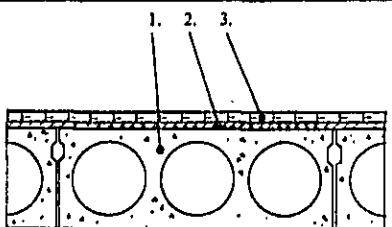
Sketch	Brief Description	...	Laboratory Test Number Year Frequencies Tested Source of Data	STC	Section Number
	<ol style="list-style-type: none"> 1. 8" deep open-web joists, 24"o.c. 2. 3/8" metal rib lath. 3. 2 1/2" thick concrete. 4a. carpet and pad. 4b. no floor covering. 5. furring channels 24"o.c. attached with wire ties. 6. 1/2" type X gypsum board screwed 12"o.c. to furring channels. 	<p>...</p>	<p>National Gypsum Co. 4075 5122 5121 1969 16f Gypsum Association</p>	<p>53 a. 67 b. 16</p>	<p>2.2.4.2.2.1</p>

Sketch	...	Laboratory Test Number Year Tested Frequencies Tested Source of Data	STC	Section Number
			IIC	
	...	National Bureau of Standards NBS #808 1964 11F Prestressed Concrete Inst.	49 25	2.3.1.1.1.1

Sketch	...	Laboratory Test Number Year Frequencies Tested Source of Data	STC IIC	Section Number
 <p data-bbox="636 582 974 643"> 1. 5" thick concrete slab. 2. 1/2" wood-fiber board glued to concrete. 3. 24 oz. carpet on 32 oz. hair pad. </p>	...	Kodaras Acoustical Labs. L-188-1-64 1964 16f Homasote Co.	NA 70	2.3.1.1.2.1

Sketch	Brief Description	...	Laboratory Test Number Year Frequencies Tested Source of Data	STC	Section Number
			IIC		
	1. 6" thick concrete slab, 75 psf.	...	Riverbank Acoustical Labs. NA NA 16f Prestressed Concrete Inst.	55 34	2.3.2.1.1.1
	1. 8" thick concrete slab, 95 psf.	...	Riverbank Acoustical Labs. TL 76-77 1977 16f Prestressed Concrete Inst.	58 NA	2.3.2.1.1.2

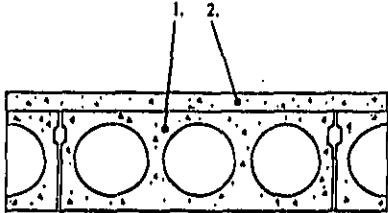
Sketch	Brief Description	Laboratory Test Number Year Frequencies Tested Source of Data	STC	Section Number
			IIC	
 <p>1. 2a. 2b.</p>	<p>1. 6" thick hollow-core concrete panel, 45 psf. 2a. carpet and pad, 2b. no floor covering.</p>	<p>... Cedar Knolls Acoustical Labs. 6612-1 6612-2 1966 16f Prestressed Concrete Inst.</p>	<p>48 a. 69 b. 23</p>	<p>2.3.3.1.1.1</p>
 <p>1. 2a. 2b.</p>	<p>1. 8" thick hollow-core concrete panels, 57 psf. 2a. 66 oz. carpet on 50 oz. hair pad. 2b. no floor covering.</p>	<p>... Cedar Knolls Acoustical Labs. 6612-12 7411-13 1966 1974 16f Flexicore Co.</p>	<p>50 a. 74 b. 28</p>	<p>2.3.3.1.1.2</p>
 <p>1.</p>	<p>1. 8" thick hollow-core concrete slab, 50 psf, manufactured with a wet bottom layer and both faces nominal 1 1/4" thick.</p>	<p>... INTEST, Inc. 5-346-1 1973 16f Spin-Deck, Inc.</p>	<p>50 NA</p>	<p>2.3.3.1.1.3</p>
 <p>1.</p>	<p>1. 10" thick prestressed hollow-core concrete plank, 64 psf.</p>	<p>... Cedar Knolls Acoustical Labs. 7312-03 1973 16f Formigli Corp.</p>	<p>50 NA</p>	<p>2.3.3.1.1.4</p>

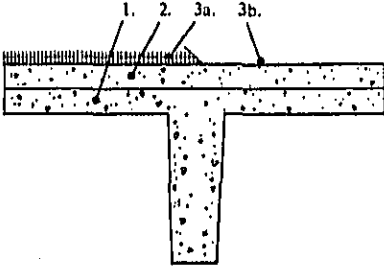
Sketch	...	Laboratory Test Number Year Frequencies Tested Source of Data	STC IIC	Section Number
	...	Cedar Knolls Acoustical Labs. 7411-04 1974 16f Flexicore Co.	50 51	2.3.3.1.2.1
	...	Cedar Knolls Acoustical Labs. 7411-05 1974 16f Flexicore Co.	NA 58	2.3.3.1.2.2
	...	Cedar Knolls Acoustical Labs. 7411-06 1974 16f Flexicore Co.	NA 51	2.3.3.1.2.3

1. 8" thick hollow-core concrete panels, 57 psf.
2. 1/4" inorganic felt-supported underlayment board, .6 psf.
3. 3/32" vinyl-asbestos tile.

1. 8" thick hollow-core concrete panels, 57 psf.
2. 1/8" crosslinked polyethylene foam underlayment, .02 psf.
3. 3/32" vinyl-asbestos tile.

1. 8" thick hollow-core concrete panels, 57 psf.
2. 1/2" fiber underlayment board.
3. 5/16" parquet wood flooring.

Sketch	...	Laboratory Test Number Year Frequencies Tested Source of Data	STC IIC	Section Number
	...	Cedar Knolls Acoustical Labs. 744-36 1974 16f Flexicore Co.	52 NA	2.3.3.1.5.1

Sketch	Brief Description	Laboratory Test Number Year Frequencies Tested Source of Data	STC HC	Section Number
	<p>1. 2" thick concrete T, 14' deep, 48 psf. 2. 2" thick concrete topping, 27 psf. 3a. carpet and pad. 3b. no floor covering.</p>	<p>Riverbank Acoustical Labs. TL 71-90 IN 71-6 IN 71-5 1971 16f Prestressed Concrete Inst.</p>	<p>54 a. 72 b. 24</p>	<p>2.3.4.1.5.1</p>